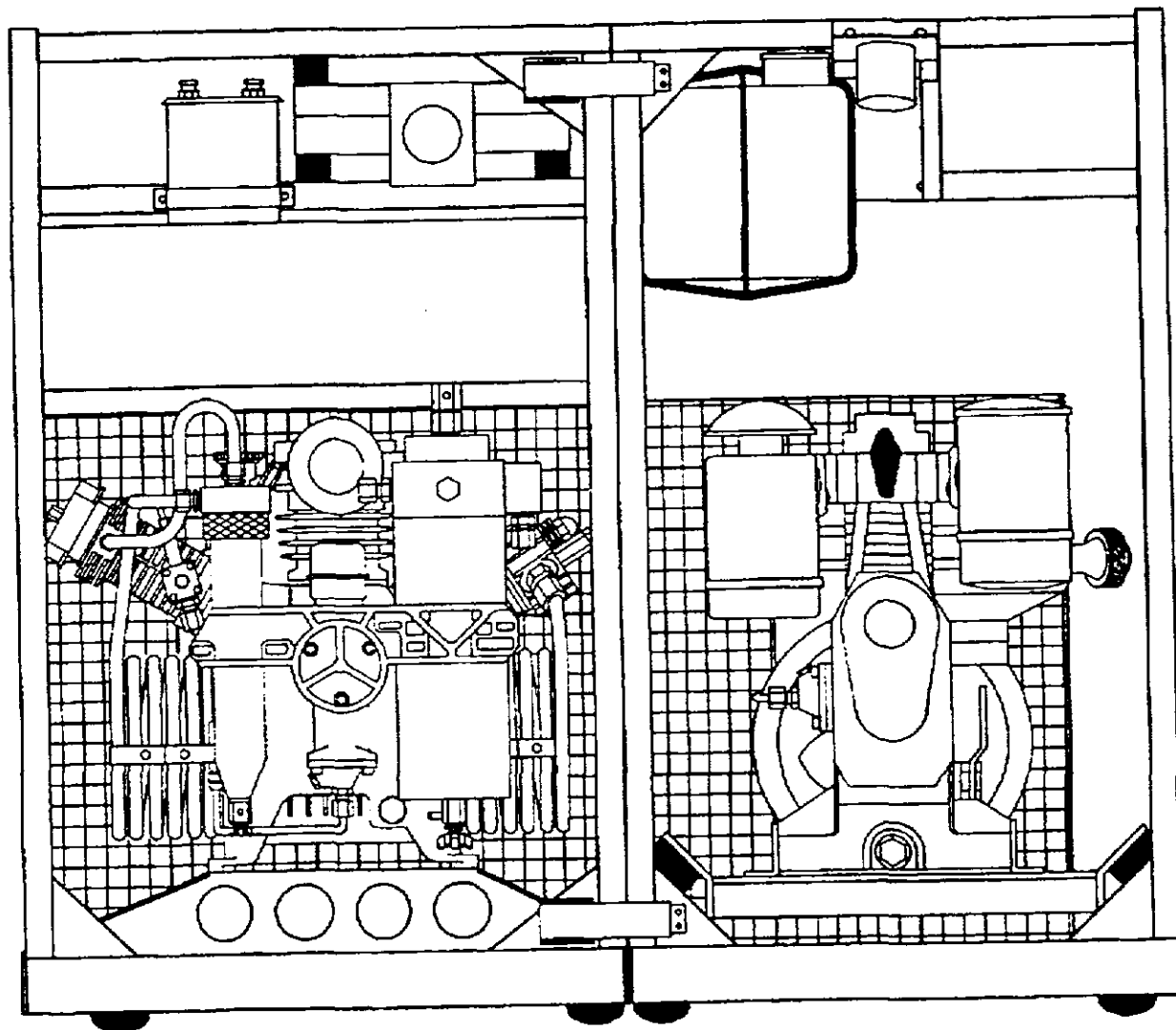


TECHNICAL MANUAL

UNIT, DIRECT SUPPORT AND GENERAL SUPPORT
MAINTENANCE REPAIR PARTS AND SPECIAL TOOLS LIST
FOR
COMPRESSOR UNIT, RECIPROCATING
5.0 CFM, MODEL CAPITANO-PD
(NSN 4310-01-107-8006)



DISTRIBUTION STATEMENT A: Approved for public release, distribution is unlimited.

HEADQUARTERS DEPARTMENT OF THE ARMY

MARCH 1999

TECHNICAL MANUAL
No. 5-4310-393-24P

HEADQUARTERS
DEPARTMENT OF THE ARMY
WASHINGTON D.C., 15 MARCH 1999

TECHNICAL MANUAL
REPAIR PARTS AND SPECIAL TOOLS LIST
Operator, Unit, Direct Support and General Support

FOR

**COMPRESSOR UNIT, RECIPROCATING
5.0 CFM, MODEL CAPITANO-PD
(NSN 4310-01-107-8006)**

REPORTING ERRORS AND RECOMMENDING IMPROVEMENTS

You can help improve this manual. If you find any mistakes or if you know of a way to improve these procedures, please let us know. Mail your letter or DA Form 2028 (Recommended Changes to Publications and Blank Forms), or DA Form 2028-2 located in the back of this manual directly to: Director, Armament and Chemical Acquisition and Logistic Activity (ACALA), ATTN: AMSTA-AC-NML, Rock Island, IL 61299-7630. (E-mail: amsta-ac-nml@ria.army.mil). A reply will be furnished directly to you. Instructions for sending an electronic 2028 may be found at the back of this manual immediately preceding the hard copy 2028.

APPROVED FOR PUBLIC RELEASE; DISTRIBUTION IS UNLIMITED.

TABLE OF CONTENTS

		PAGE	FIGURE
Section 1.	INTRODUCTION	1	
Section 2.	REPAIR PARTS LIST	8	
	Group 00 Frame and Hardware Assembly	1-1	1
	Group 01 Reciprocating Compressor	2-1	2
	Intake Filter Assembly	3-1	3
	Cooling System	4-1	4
	Oil Lubricating System	5-1	5
	1st Stage Valve Head Assembly	6-1	6
	2nd Stage Valve Head Assembly	7-1	7
	3rd Stage Valve Head Assembly	8-1	8
	2nd Stage Intermediate Filter	9-1	9
	Pistons and Cylinders	10-1	10
	Crankcase Assembly	11-1	11
	Group 02 Diesel Engine, ENG-0040	12-1	12
	Oil Bath Air Cleaner	13-1	13
	Exhaust Muffler Assembly	14-1	14

TABLE OF CONTENTS - continued

		PAGE	FIGURE
	Axial Fan Impeller/Flywheel.	15-1	15
	Cowling Assembly	16-1	16
	Fuel Injector.	17-1	17
	Fuel Injection Pump	18-1	18
	Hand Cranking Assembly	19-1	19
	Cylinder Head.	20-1	20
	Push-rods and Camfollowers Assembly	21-1	21
	Timing Gears and Cover	22-1	22
	Connecting Rod, Piston and Cylinder	23-1	23
	Throttle Control	24-1	24
	Impeller Guards	25-1	25
	Crankshaft	26-1	26
	Crankcase	27-1	27
Group 03	Purification System		
	Pressure Maintaining Valve	28-1	28
	Purifier Chamber	29-1	29
	Final Separator	30-1	30
Group 04	Instruments and Control Panel Assembly	31-1	31
Group 05	Diesel Fuel Tank Assembly	32-1	32
Group 06	Charging Whip Assembly	33-1	33
Group 07	Intake Hose Assembly	34-1	34
Section 3	SPECIAL TOOLS LIST	35-1	35
Section 4	CROSS REFERENCE INDEX	I-1	
	National Stock Number Index	I-1	
	National Stock Number and Part Number Index	I-3	
	Figure and Item Number to Part Number Cross Reference	I-14	

**ORGANIZATIONAL AND INTERMEDIATE SUPPORT
MAINTENANCE REPAIR PARTS AND SPECIAL TOOLS UST**

SECTION 1 INTRODUCTION

1. **SCOPE.** This REPAIR PARTS AND SPECIAL TOOLS LIST (RPSTL) lists and authorizes spares and repair parts; special tools; special test, measurement, and diagnostic equipment (TMDE); and other special support equipment required for performance of operator, unit, direct support, and general support maintenance of the Reciprocating Compressor Unit. It authorizes the requisitioning, issue, and disposition of spares, repair parts and special tools as indicated by the source, maintenance and recoverability (SMR) codes.

2. **GENERAL.** In addition to this section, Introduction, this Repair Parts and Special Tools List is divided into the following sections:

a. **Section 1. Repair Parts List.** A list of spares and repair parts authorized by this RPSTL for use in the performance of maintenance. The list also includes parts which must be removed for replacement of the authorized parts. Parts Lists are composed of functional groups in ascending alphanumeric sequence, with the parts in each group listed in ascending figure and item number sequence. Repair parts for repairable special tools are listed in Section 3. Items listed are shown on the associated illustration(s)/figure(s). There is no authorized DOD depot facility for the CAPITANO-PD, Reciprocating Compressor Unit. After proper authorization all items whose SM&R codes indicates Depot level repair or replacement will be returned to the manufacturer or other commercial facility for repair/overhaul.

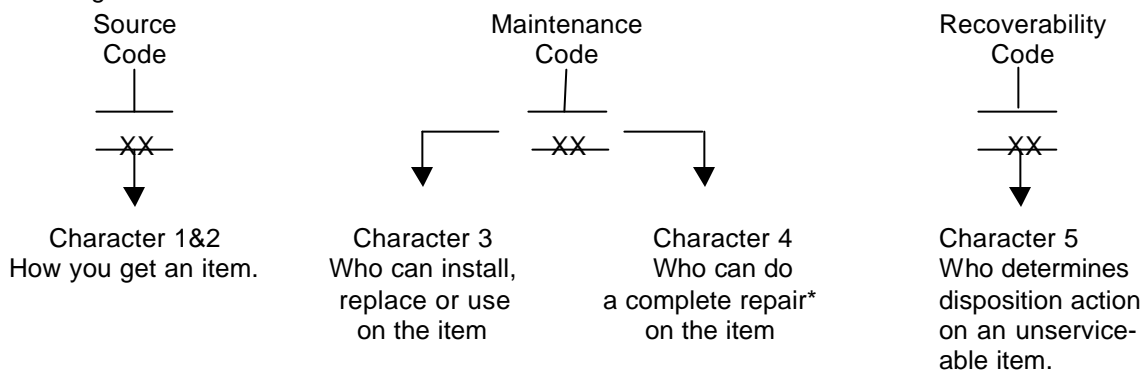
b. **Section 3 Special Tools List.** A list of special tools, special TMDE, and other special support equipment authorized by this RPSTL (as indicated by Basis of Issue (BOI) information in DESCRIPTION AND USABLE ON CODE column) for the performance of maintenance.

c. **Section 4. Cross-reference Index.** A list, in National Item Identification Number (NIIN) sequence, of all National Stock numbered items appearing in the listing, followed by a list in alphanumeric sequence of all part numbers appearing in the listings. National stock numbers and part numbers are cross referenced to each illustration figure and item number appearance. The figure and item number index lists figure and item number in alphanumeric sequence and cross references NSN, CAGEC and part number.

3. **EXPLANATION OF COLUMNS (SECTIONS II AND III).**

a. **ITEM NO. (Column (1)).** Indicates the number used to identify items called out in the illustration.

b. **SMR Code (Column (2)).** The Source, Maintenance, and Recoverability (SMR) code is a 5-position code containing supply/requisitioning information, maintenance category authorization criteria, and disposition instruction, as shown in the following:



*Complete Repair: Maintenance capacity, capability, and authority to perform all corrective maintenance tasks of the 'Repair' function in a use/user environment in order to restore serviceability to a failed item.

(1) Source Code. The source code tells you how to get an item needed for maintenance, repair, or overhaul of an end item/ equipment. Explanations of source codes follows:

Code	Explanation
PA	Stocked items; use the applicable NSN to request/requisition items with these source codes. They are authorized to the category indicated by the code entered in the 3rd position of the SMR code.
PB	
PC**	** NOTE: Items coded PC are subject to deterioration
PD	
PE	
PF	
PG	
KD	Items with "K" codes are not to be requested/requisitioned individually. They are part of a kit which is authorized to the maintenance category indicated in the 3rd position of the SMR code. The complete kit must be requisitioned and applied.
KF	
KB	
MO	Made at org/AVUM Level Items with "M" codes are not to be requested/requisitioned individually They must be made from bulk material which is identified by the number in the DESCRIPTION and USABLE ON CODE (UOC) column with and listed in the Bulk Material group on the repair parts list in the RPSTL. If the item is authorized to you by the 3rd position code of the SMR code, but the source code indicates it is made at a higher level, order the item from the higher level of maintenance.
MF	Made at DS/AVUM
Level	
MH	Made at GS Level
ML	Made at Specialized Repair Activity (SRA)
MD	Made at Depot
AO	Assembled by org/AVUM Level Items with "A" codes are not to be requested/requisitioned individually. The parts that make up the assembled item must be requisitioned or fabricated and assembled at the level of maintenance indicated by the source code. If the 3rd position code of the SMR code authorizes you to replace the item, but the source code indicates the items are assembled at a higher level, order the item from the higher level of maintenance.
AF	Assembled by DS/AVIM Level
AH	Assembled by GS Category
AL	Assembled by SRA
AD	Assembled by Depot
XA	Do not requisition "XA" -coded item. Order its next higher assembly. (Also, refer to the NOTE below).

XB	If an "XB" item is not available from salvage, order it using the CAGEC and part number given.
XC	Installation drawing, diagram, instruction sheet, field service drawing, that is identified by Reciprocating Compressor Unit's manufacturers part number
XD	Item is not stocked. Order an "XD" -coded item through normal supply channels using the CAGEC and part number given if no NSN is available.

NOTE

Cannibalization or controlled exchange, when authorized, may be used as a source of supply for items with the above source codes, except for those source coded "XA" or those aircraft support items restricted by requirements of AR 750-1.

(2) Maintenance Code. Maintenance codes tells you the level(s) of maintenance authorized to USE and REPAIR support items. The maintenance codes are entered in the third and fourth positions of the SMR code as follows:

(a) The maintenance code entered in the third position tells you the lowest maintenance level authorized to remove, replace, and use an item. The maintenance code entered in the third position will indicate authorization to one of the following levels of maintenance.

Code Application/Explanation

- C - Crew or operator maintenance done within organizational or aviation unit maintenance.
- O - Organizational or aviation unit category can remove, replace, and use the item.
- F - Direct support or aviation intermediate level can remove, replace, and use the item.
- H - General support level can remove, replace, and use the item.
- L - Specialized repair activity can remove, replace, and use the item.
- D - Depot level can remove, replace, and use the item.

(b) The maintenance code entered in the fourth position tells whether or not the item is to be repaired and identifies the lowest maintenance level with the capability to do complete repair (i.e., perform all authorized repair functions). NOTE: Some limited repair may be done on the item at a lower level of maintenance, if authorized by the Maintenance Allocation Chart (MAC) and SMR codes. This position will contain one of the following maintenance codes.

Code Application/Explanation

- O - Organizational or (aviation unit) is the lowest level that can do complete repair of the item.
- F - Direct support or aviation intermediate is the lowest level that can do complete repair of the item.
- H - General Support is the lowest level that can do complete repair of the item.
- L - Specialized repair activity is the lowest level that can do complete repair of the item.
- D - Depot is the lowest level that can do complete repair of the item.

Code Application/Explanation

- Z - Nonreparable. No repair is authorized.
- B - No repair is authorized. (No parts or special tools are authorized for the maintenance of a "B" coded item). However, adjusting, lubricating, etc., at the user level may recondition the item.

(3) Recoverability Code. Recoverability codes are assigned to items to indicate the disposition action on unserviceable items. The recoverability code is entered in the fifth position of the SMR Code as follows: Recoverability

Code Application/Explanation

- Z Nonreparable item. When unserviceable, condemn and dispose of the item at the level of maintenance shown in third position of SMR Code.
- O Repairable item. When not economically repairable, condemn and dispose of the item at organizational or aviation unit level.
- F Repairable item. When uneconomical to repair, condemn and dispose of the item at the direct support or aviation intermediate level.
- H Repairable item. When uneconomical to repair, condemn and dispose of the item at the general support level.
- D Repairable item. When beyond lower level repair capability, return to depot. Condemnation and disposal of item not authorized below depot level.
- L Repairable item. Condemnation and disposal not authorized below specialized repair activity (SRA).
- A Item requires special handling or condemnation procedures because of specific reasons (e.g., precious metal content, high dollar value, critical material, or hazardous material). Refer to appropriate manuals/directives for specific instructions.

c. CAGEC (Column (3)). The Commercial and Government Entity Code (CAGEC) is a 5 digit numeric code which is used to identify the manufacturer, distributor, or Government agency, etc., that supplies the item.

d. PART NUMBER (Column (4)). Indicates the primary number used by the manufacturer, (individual, company, firm, corporation, or Government activity), which controls the design and characteristics of the item by means of its engineering drawings, specifications standards, and inspection requirements to identify an item or range of items.

NOTE

When you use an NSN to requisition an item, the item you receive may have a different part number from the part ordered.

e. DESCRIPTION AND USABLE ON CODE (UOC) (Column (5)). This column includes the following information:

- (1) The Federal item name and, when required, a minimum description to identify the item.

(2) The physical security classification of the item is indicated by the parenthetical entry, e.g., Phy Sec CI Confidential, Phy Sec C1 (S) -Secret, Phy Sec CI (T) Top Secret.

(3) Items that are included in kits and sets are listed below the name of the kit or set.

(4) Spare/repair parts that make up an assembled item are listed immediately following the assembled item line entry.

(5) Part numbers for bulk materials are referenced in this column in the line item entry for the item to be manufactured/Fabricated.

(6) When the item is not used with all serial numbers of the same model, the effective serial number are shown on the last line(s) of the description (before UOC).

(7) The usable on code, when applicable (see paragraph 5, Special Information).

(8) In the Special Tools List section, the basis of issue (BOI) appears as the last line(s) in the entry for each special tool, special TMDE, and other special support equipment. When density of equipment supported exceeds density spread indicated in the basis of issue, the total authorization is increased proportionately.

(9) The statement "END OF FIGURE" appears just below the repair part, indicates that the item is a repair part of the next higher assembly.

f. QTY (Column (6)). The QTY (quantity per figure column) indicates the quantity of the item used in the breakout shown on the illustration figure, which is prepared for a functional group, subfunctional group, or an assembly. A "V" appearing in this column in lieu of a quantity indicates that the quantity is variable and may vary from application to application.

4. EXPLANATION OF COLUMNS (SECTION 4).

a. NATIONAL STOCK NUMBER (NSN) INDEX.

(1) STOCK NUMBER column. This column lists the NSN by National item identification number (NIIN) sequence. The NIIN consists of the last nine digits of the NSN, i.e. For the NSN 5305-02-574-1467 the NIIN is 02-574-1467 When using this column to locate an item, ignore the first 4 digits of the NSN. However, the complete NSN should be used when ordering items by stock number.

(2) FIG. column. This column lists the number of the figure where the item is identified/located. The figures are in numerical order in Section 2 and Section 3.

(3) ITEM column. The item number identifies the item associated with the figure listed in the adjacent FIG. column. This item is also identified by the NSN listed on the same line.

b. PART NUMBER INDEX. Part numbers in this index are listed by part number in ascending alphanumeric sequence (i.e., vertical arrangement of letter and number combination which places the first letter or digit of each group in order A through Z, followed by the numbers O through (and each following letter or digit in like order.

(1) CAGEC column. The Commercial and Government Entity Code (CAGEC) is a 5 digit numeric code used to identify the manufacturer, distributor, or Government agency, etc., that supplies the item.

(2) PART NUMBER column. Indicates the primary number used by the manufacturer (individual, firm, corporation or Government activity), which controls the design and characteristics of the item by means of its engineering drawings, specifications standards, and inspection requirements to identify an item or range of items.

(3) STOCK NUMBERS column. This column lists the NSN for the associated part number and manufacturer identified in the PART NUMBER and CAGEC columns to the left.

(4) FIG. column. This column lists the number of the figure where the item is identified/located in Sections II and III.

(5) ITEM column. The item number is that number assigned to the item as it appears in the figure referenced in adjacent figure number column.

c. FIGURE AND ITEM NUMBER INDEX.

(1) FIG. column. This column lists the number of the figure where the item is identified/located in Section 2 and 3.

(2) ITEM column. The item number is that number assigned to the item as it appears in the figure referenced in the adjacent figure number column.

(3) STOCK NUMBER column. This column lists the NSN for the item.

(4) CAGEC column. The Commercial and Government Entity Code (CAGEC) is a 5 digit numeric code used to identify the manufacturer, distributor, or Government agency, etc., that supplies the item.

(5) PART NUMBER column. Indicates the primary number used by the manufacturer (individual, firm, corporation, or Government activity), which controls the design and characteristics of the item by means of its engineering drawings, specifications standards, and inspection requirements to identify an item or range of items.

5. SPECIAL INFORMATION.

a. USABLE ON CODE. The usable on code appears in the lower corner of the Description column heading. Usable on codes are shown as "UOC "in the Description Column (justified left) on the last line applicable item description/nomenclature. Uncoded items are applicable to all models.

b. ASSOCIATED PUBLICATIONS. The publications listed below pertain to the 20 CFM Diving Air Compressor and its components.

Publication	Short Title
TM 5-4310-393-14	Operator, Unit, Direct Support, General Support and Maintenance Manual for Compressor Unit, Reciprocating 5.0 CFM, Model CAPITANO-PD

6. HOW TO LOCATE REPAIR PARTS.

a. When National Stock Number or Part Number is NOT Known.

(1) First. Using the table of contents, determine the assembly group or subassembly group to which the item belongs. This is necessary since figures are prepared for assembly groups and subassembly groups, and listings are divided into the same groups.

(2) Second. Find the figure covering the assembly group or subassembly group to which the item belongs.

(3) Third. Identify the item on the figure and note the item number.

(4) Fourth. Refer to the Repair Parts List for the figure to find the part number for the item number noted on the figure.

(5) Fifth. Refer to the Part Number Index to find the NSN, if assigned.

b. When National Stock Number or Part Number IS Known.

(1) First. Using the Index of National Stock Numbers and Part Numbers, find the pertinent National Stock Number or Part Number. The NSN index is in National Item Identification Number (NIIN) sequence (see c-4a.(1)). The part numbers in the Part Number index are listed in ascending alphanumeric sequence (see paragraph c-4.b). Both indexes cross-reference you to the illustration figure and item number of the item you are looking for.

(2) Second. After finding the figure and item number, verify that the item is the one you are looking for, then locate the item number in the repair parts list for the figure.

7. ABBREVIATIONS. Abbreviations used in this manual are listed in MIL-STD-12.

SECTION 2 REPAIR PARTS LIST

The Repair Parts List is a list of spares and repair parts authorized by this RPSTL for use in the performance of maintenance. The list also includes parts, which must be removed for replacement of the authorized parts. Parts Lists are composed of functional groups in ascending alphanumeric sequence, with the parts in each group listed in ascending figure and item number sequence. Repair parts for repairable special tools are listed in Section 3. Items listed are shown on the associated illustration(s)/figure(s).

There is no authorized DOD depot facility for the CAPITANO-PD, Reciprocating Compressor Unit. After proper authorization all items whose SM&R codes indicates Depot level repair or replacement will be returned to the manufacturer or other commercial facility for repair/overhaul.

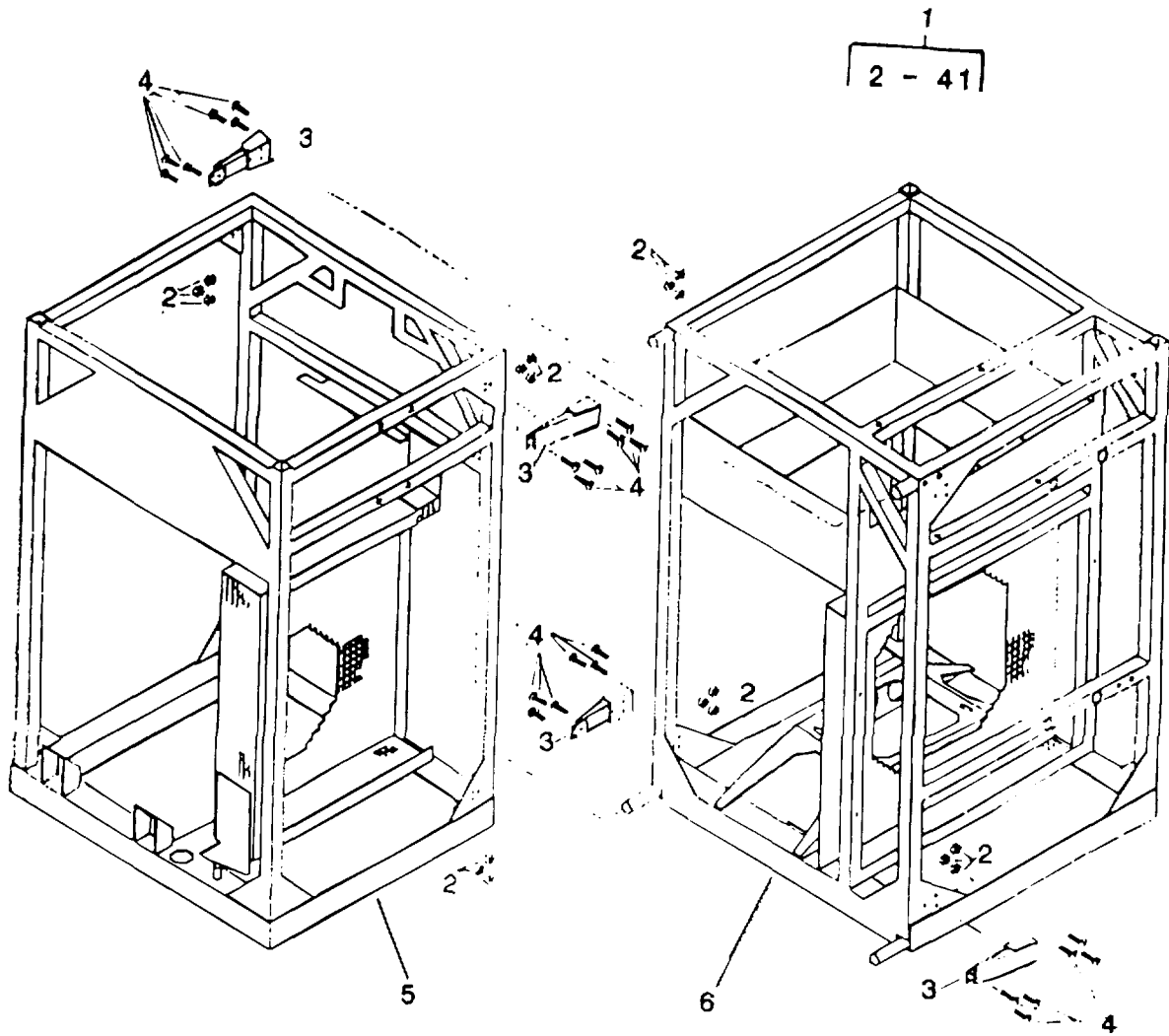


FIGURE 1. Frame and Hardware Assembly (Sheet 1 of 3)

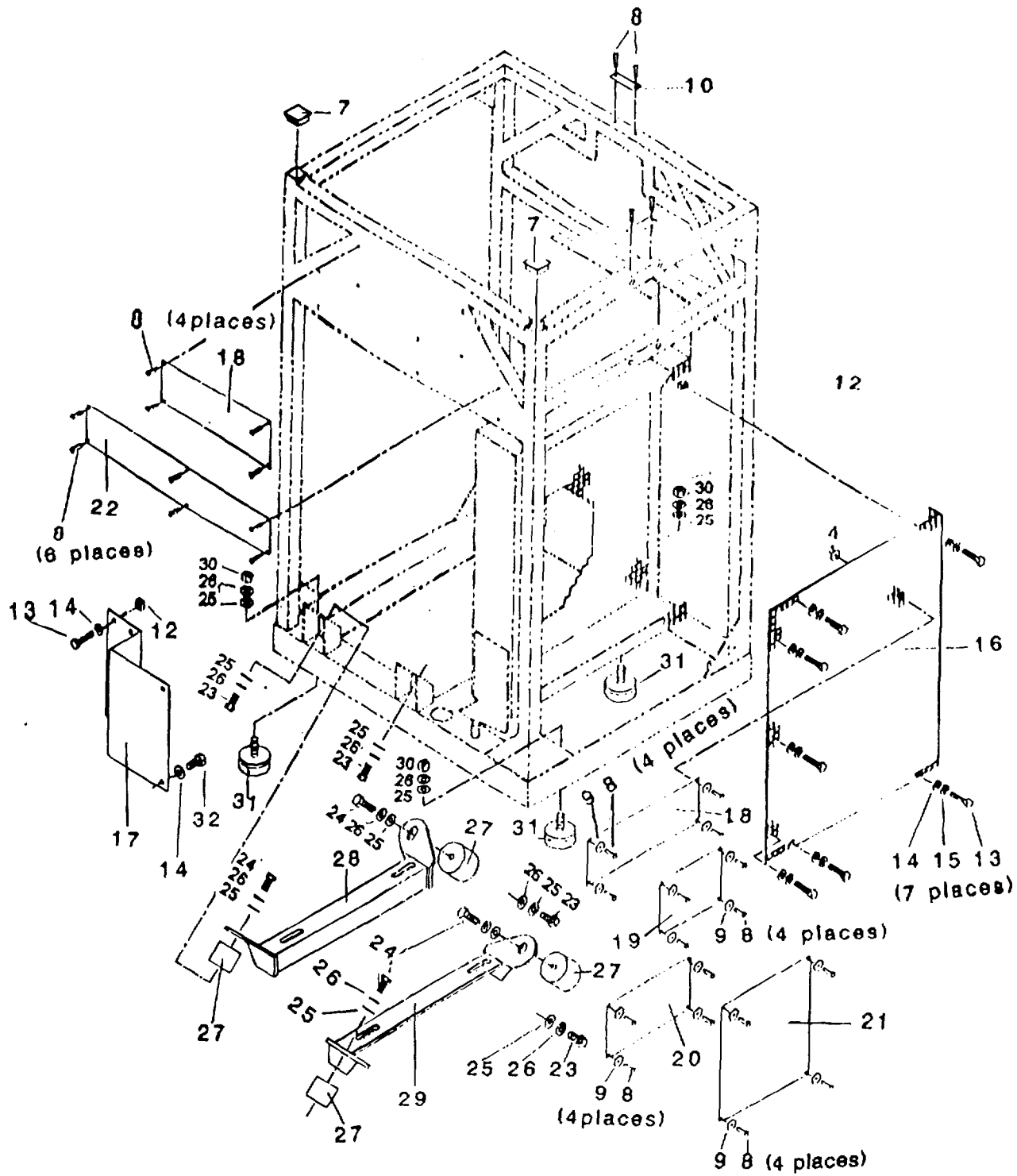


Figure 1. Frame and Hardware Assembly (Sheet 2 of 3)

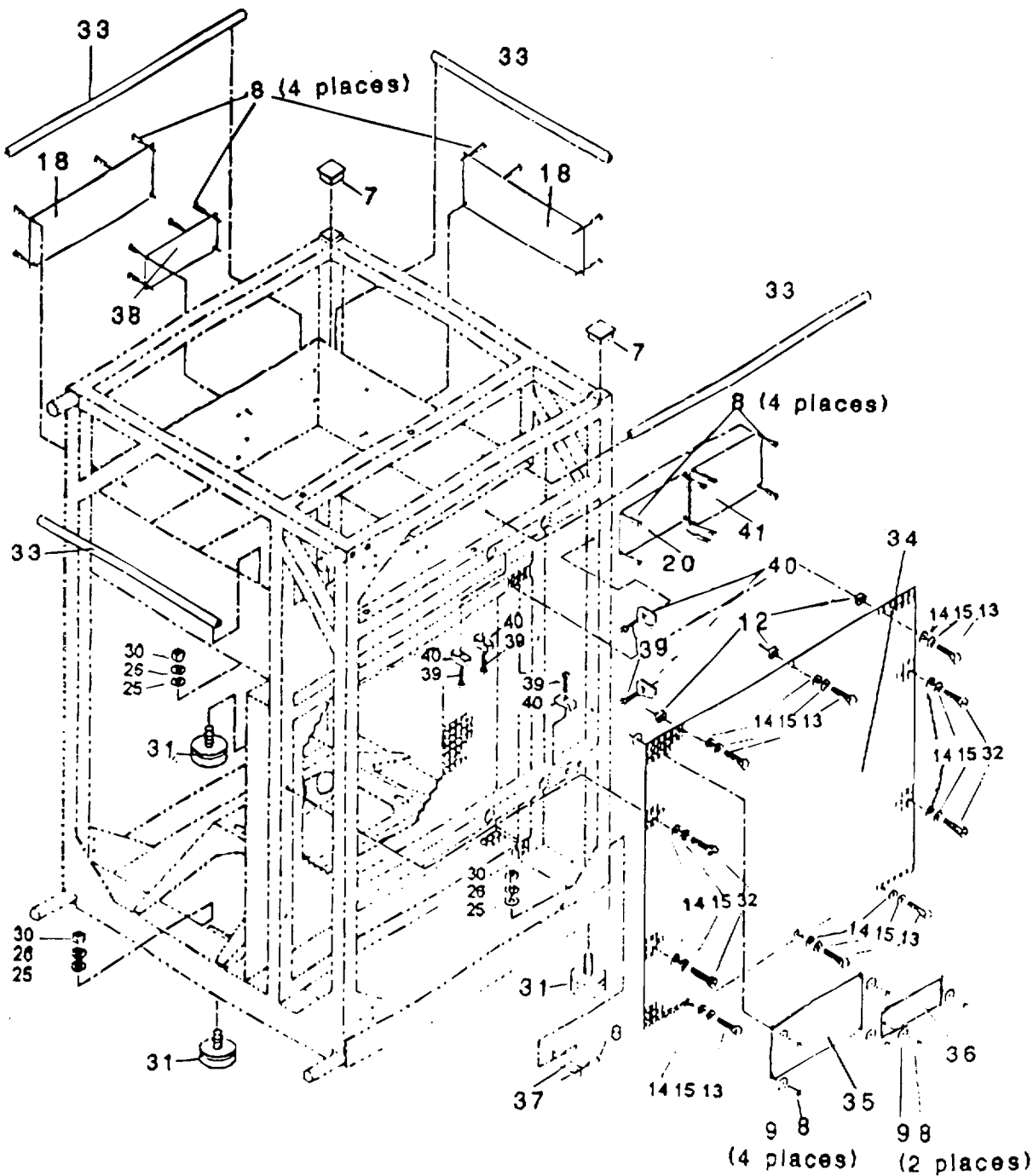


Figure 1. Frame and Hardware Assembly (Sheet 3 of 3)

SECTION 2

TM 5-4310-393-24P

(1) ITEM NO	(2) SMR CODE	(3) CAGEC	(4) PART NUMBER	(5) DESCRIPTION AND USABLE ON CODES (UOC)	(6) QTY
-------------------	--------------------	--------------	-----------------------	--	------------

GROUP 00 FRAME AND HARDWARE ASSEMBLY

FIGURE 1 FRAME AND HARDWARE ASSEMBLY

1	XDFZ	573281	8782-17	• FRAME ASSEMBLY	1
2	PAOZZ	57328	NUT-0124	•• NUT, SELF-LOCKING, HEX	24
3	XDOZZ	57328	18782-AC	•• LATCH, ADJUSTABLE DRAW	4
4	XDOZZ	57328	SCR-0127	•• SCREW, MACHINE	24
5	XDFFF	57328	FRM-0200	•• FRAME, ENGINE SIDE	1
6	XDFFF	57328	FRM-0199	•• FRAME, COMPRESSOR SIDE	1
7	XDOZZ	57328	18782-AH	•• CAP, PROTECTIVE, DUST AND MOISTURE	4
8	XDFZZ	57328	RIV-0001	•• RIVET, BLIND	60
9	XDFZZ	57328	18782-BE	•• WASHER, FENDER	48
10	XDFZZ	57328	LBL-0509	•• LABEL "DIESEL FUEL ONLY"	1
11	XDFZZ	57328	LBL-0663	•• LABEL "HOURMETER ON"	1
12	XDOZZ	57328	NUT-0133	•• NUT, CAGE.....	17
13	XDOZZ	57328	SCR-0011	•• SCREW, CAP, HEX HEAD	17
14	XDOZZ	57328	WAS-0017	•• WASHER, FLAT.....	23
15	XDOZZ	57328	WAS-0003	•• WASHER. LOCK	17
16	XDOZZ	57328	GRD-0256	•• GUARD, AIR COMPRESSOR	1
17	XDOZZ	57328	SUP-0157	•• BRACKET, MOUNTING	1
18	XDFZZ	57328	LBL-0513	•• LABEL "CAUTION HEARING"	4
19	XDFZZ	57328	LBL-0530	•• LABEL "SHIPPING DATA, ENGINE"	1
20	XDFZZ	57328	LBL-0515	•• LABEL "DATA PLATE"	2
21	XDFZZ	57328	LBL-0514	•• LABEL "MAINTENANCE"	1
22	XDFZZ	57328	LBL-0517	•• LABEL "PNEUMATIC DIAGRAM"	1
23	XDFZZ	57328	SCR-0115SS	•• SCREW, CAP, HEX HEAD	4
24	XDFZZ	57328	SCR-0116SS	•• SCREW, CAP, HEX HEAD	4
25	PAFZZ	57328	WAS 0031	•• WASHER, FLAT	14
26	PAFZZ	57328	WAS-0030	•• WASHER, LOCK	14
27	PBFZZ	57328	N03292	•• MOUNT, RESILIENT	4
28	XDFZZ	57328	BAS-0085	•• BRACKET, ENGINE MOUNT	1
29	XDFZZ	57328	BAS-0068	•• BRACKET, ENGINE MOUNT	1
30	PAOZZ	57328	NUT-0076	•• NUT, PLAIN, HEX	6
31	PBOZZ	57328	N01547	•• MOUNT, RESILIENT	6
32	XDOZZ	57328	SCR-0211	•• SCREW, TAPPING THREAD FORMING.....	6
33	MOOZZ	57328	EDG-0001	•• TRIM, DECORATIVE	4
34	XDOZZ	57328	GRD-0196	•• GUARD, AIR COMPRESSOR	1
35	XDFZZ	57328	LBL-0516	•• LABEL "OPERATING INSTRUCTIONS"	1
36	XDFZZ	57328	LBL-0511	•• LABEL "DANGER, THE CARTRIDGE	1
37	XDFZZ	57328	LBL-0508	•• LABEL "SERVICE OUTLET"	1
38	XDFZZ	57328	LBL-0512	•• LABEL "WARNING, LUBRICANTS"	1
39	XDOZZ	57328	SCR-0066	•• SCREW, TAPPING THREAD FORMING.....	5
40	XDOZZ	57328	18782-AW	•• PLASTIC TUBE CLAMP	5
41	XDFZZ	57328	LBL-0510	•• LABEL "SHIPPING DATA, COMPRESSOR"	1

END OF FIGURE

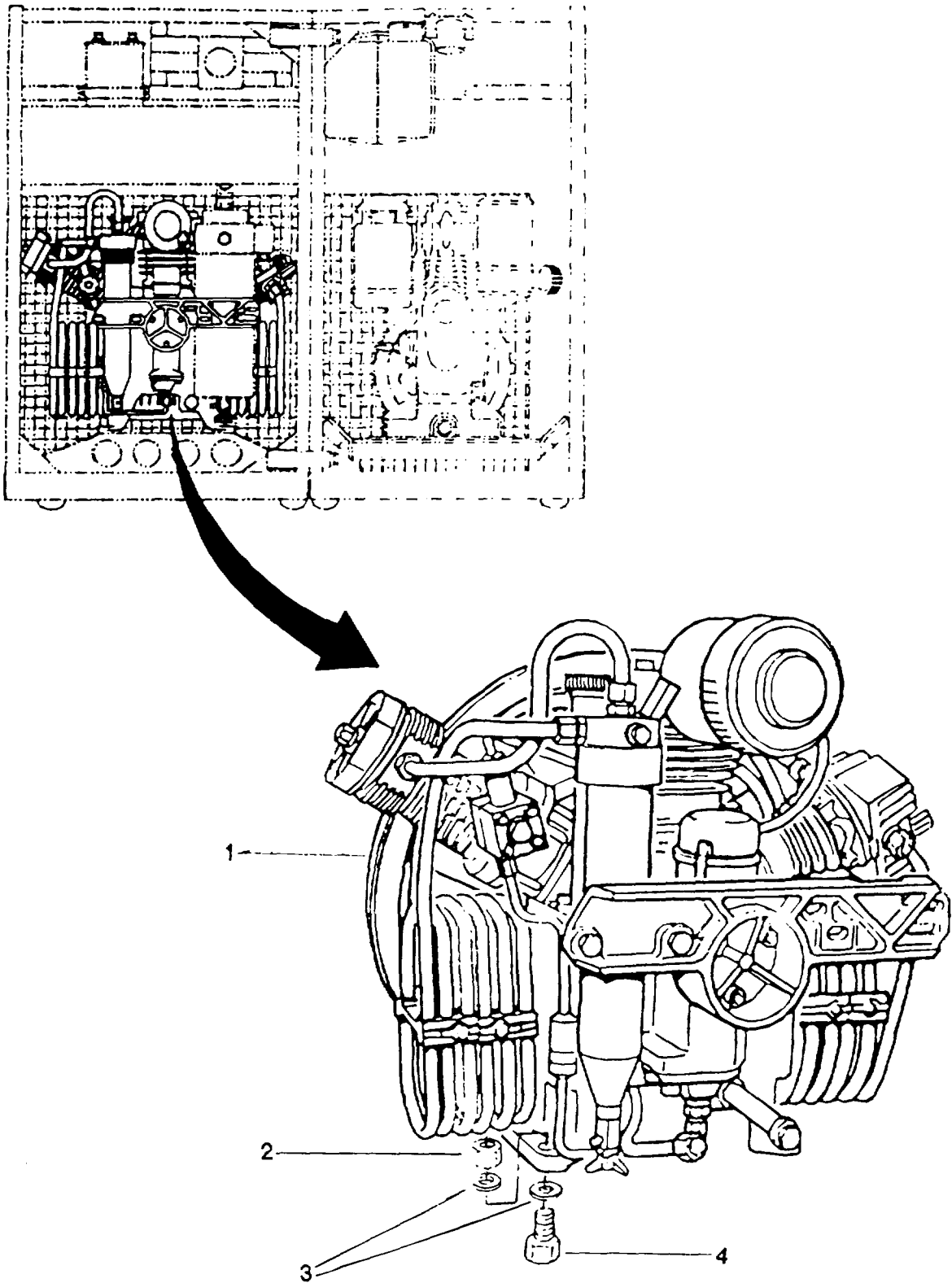


Figure 2. Reciprocating Compressor

SECTION 2

TM 5-4310-393-24P

(1) ITEM NO	(2) SMR CODE	(3) CAGEC	(4) PART NUMBER	(5) DESCRIPTION AND USABLE ON CODES (UOC)	(6) QTY
-------------------	--------------------	--------------	-----------------------	--	------------

GROUP 01 RECIPROCATING COMPRESSOR

FIGURE 2 RECIPROCATING COMPRESSOR

1	PDODD	57328	KC-FH US GOV'T	• COMPRESSOR, RECIPROCATING	1
2	XDOZZ	57328	NUT-0079	• NUT, SELF-LOCKING, HEX	4
3	XDOZZ	57328	WAS-0040	• WASHER, FLAT	8
4	XDOZZ	57328	SCR-0080	• SCREW, CAP, HEX HEAD	24

END OF FIGURE

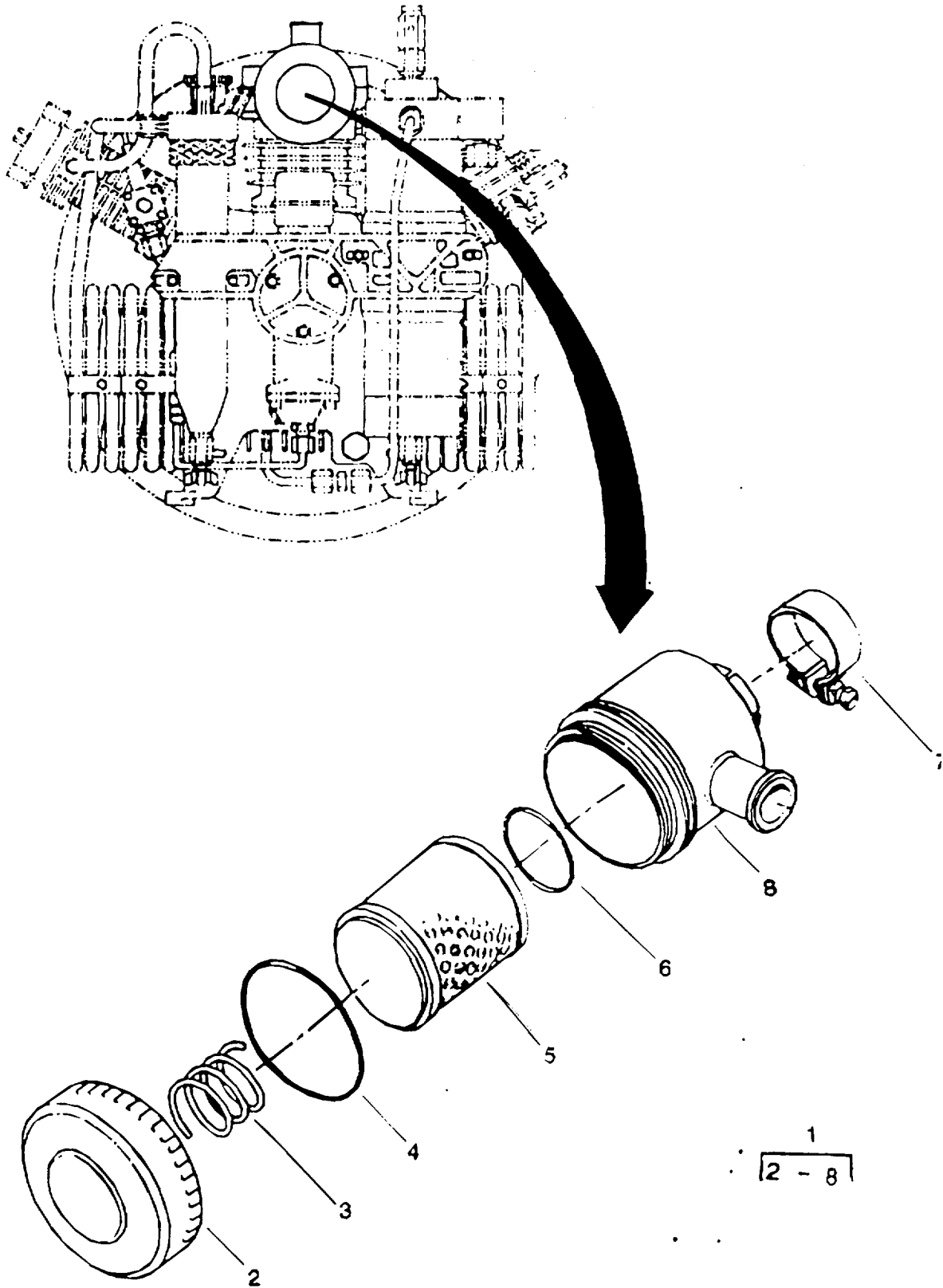


Figure 3. Intake Filter Assembly

SECTION 2

TM 5-4310-393-24P

(1) ITEM NO	(2) SMR CODE	(3) CAGEC	(4) PART NUMBER	(5) DESCRIPTION AND USABLE ON CODES (UOC)	(6) QTY
-------------------	--------------------	--------------	-----------------------	--	------------

GROUP 01 RECIPROCATING COMPRESSOR

FIGURE 3 INTAKE FILTER ASSEMBLY

1	XDOZZ	57328	013758	• AIR CLEANER, INTAKE	1
2	XAOZZ	57328	012771	•• COVER, ACCESS	1
3	PAOZZ	57328	010528	•• SPRING, HELICAL, COMPRESSION	1
4	XDOZZ	57328	N04451	•• PACKING, PREFORMED.....	1
5	PAOZZ	57328	N00070	•• FILTER ELEMENT, INTAKE AIR CLEANER.....	1
6	PAOZZ	57328	013757	•• PACKING, PREFORMED.....	1
7	XDOZZ	57328	N03374	•• CLAMP HOSE.....	1
8	XAOZZ	57328	012770	•• HOUSING, AIR CLEANER.....	1

END OF FIGURE

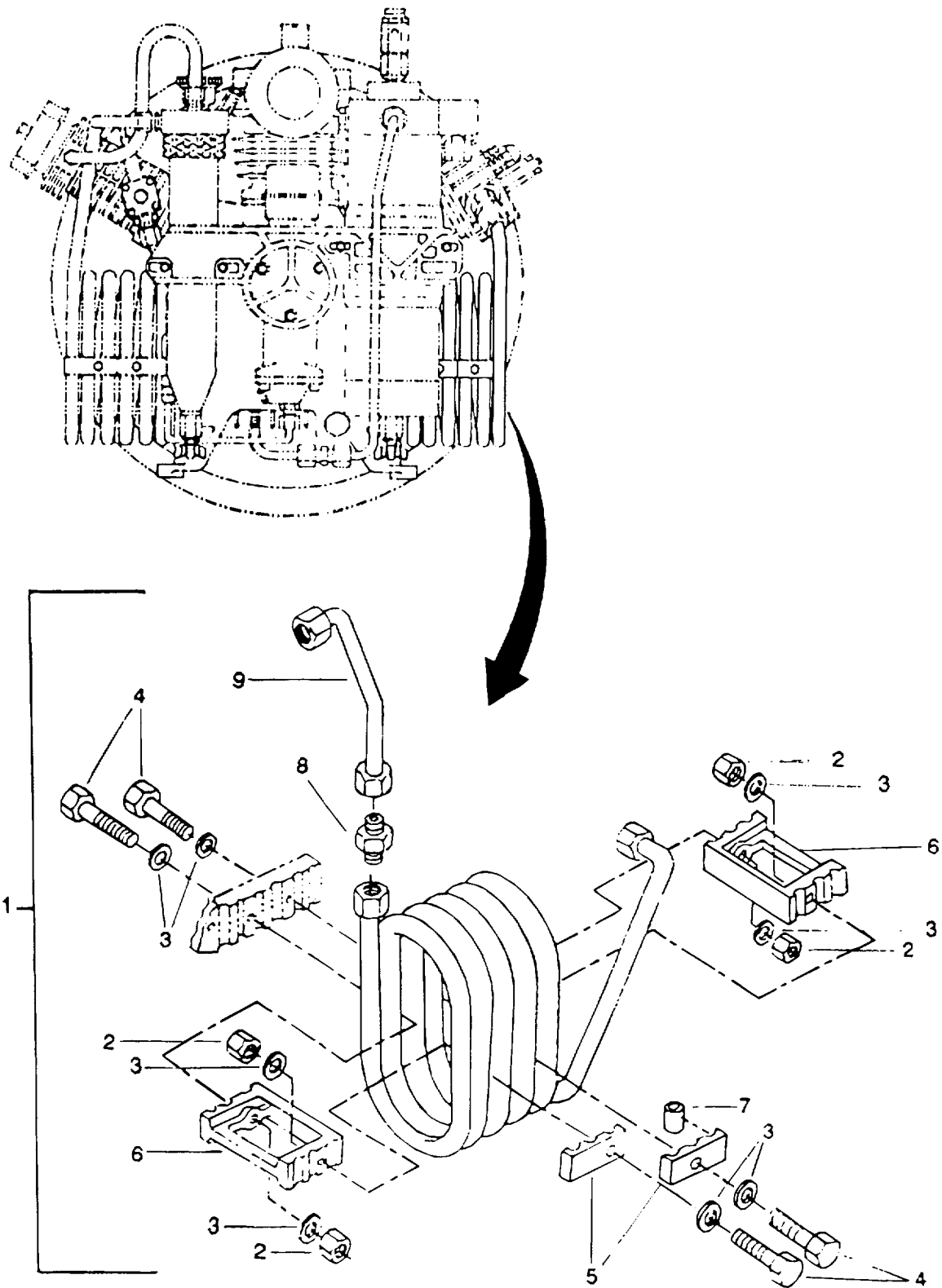


Figure 4. Cooling System (Sheet 1 of 3)

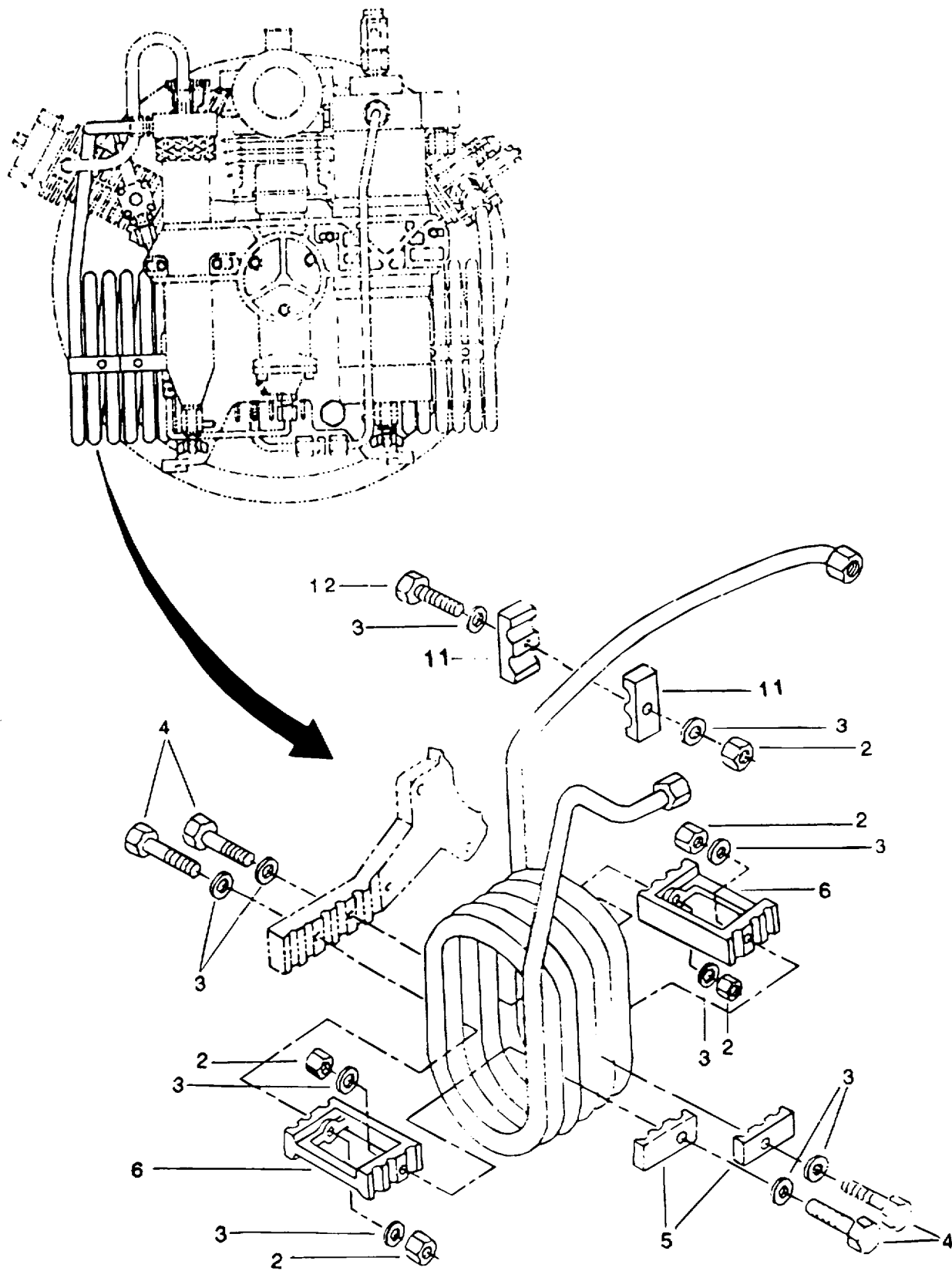


Figure 4. Cooling System (Sheet 2 of 3)

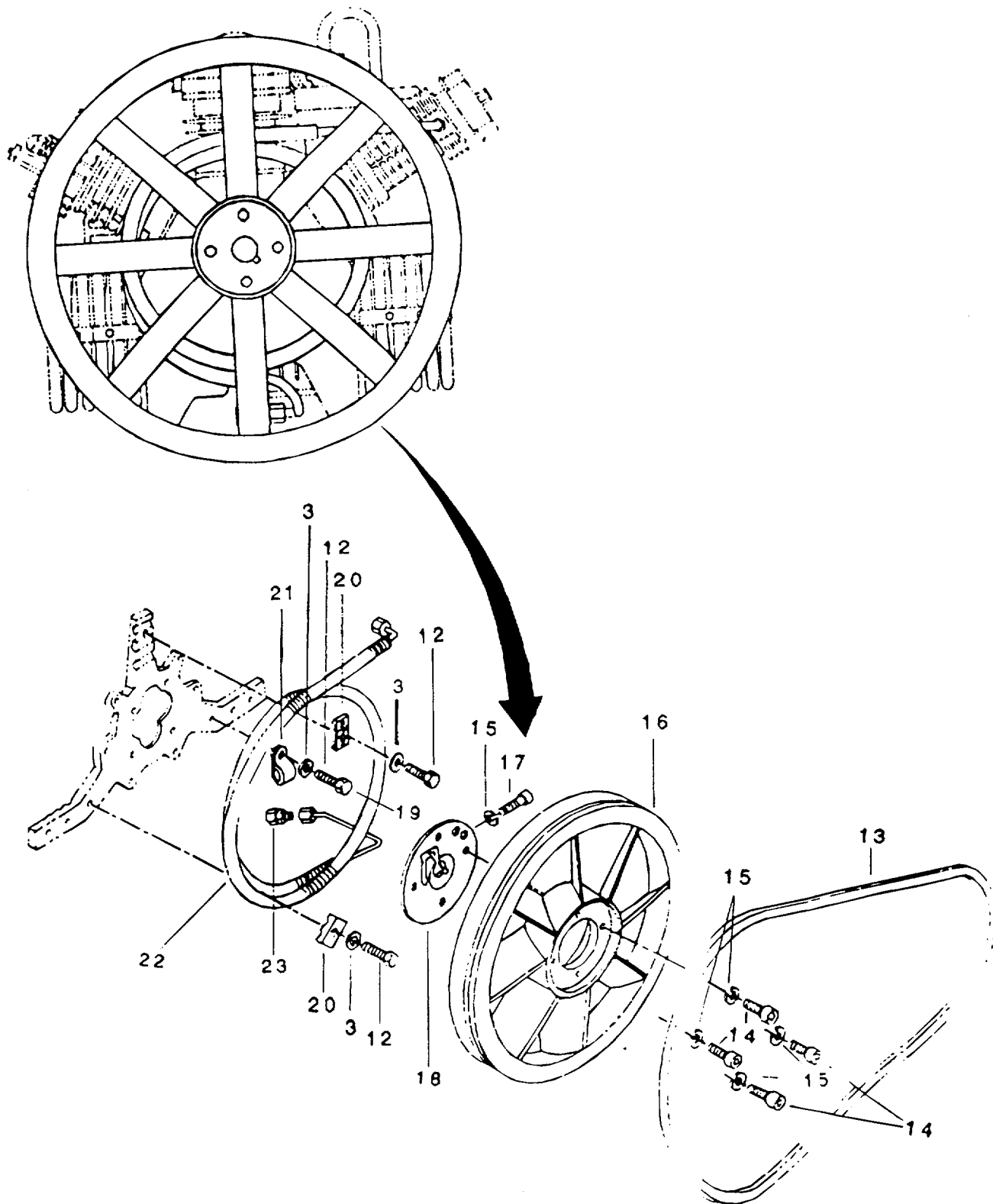


Figure 4. Cooling System (Sheet 3 of 3)

SECTION 2

TM 5-4310-393-24P

(1) ITEM NO	(2) SMR CODE	(3) CAGEC	(4) PART NUMBER	(5) DESCRIPTION AND USABLE ON CODES (UOC)	(6) QTY
-------------------	--------------------	--------------	-----------------------	--	------------

GROUP 01 RECIPROCATING COMPRESSOR

FIGURE 4 COOLING SYSTEM

1	XDOZZ	57328	014624	• COOLER, FLUID, INDUSTRIAL	1
2	XDOZZ	57328	NUT-0118	•• NUT, SELF-LOCKING, HEX	9
3	XDOZZ	57328	WAS-0024	•• WASHER, FLAT	21
4	XDOZZ	57328	SCR-0051	•• SCREW, CAP, HEX HEAD	8
5	XDOZZ	57328	013662	•• HANGER, PIPE	4
6	XDOZZ	57328	013663	•• BRACKET, MOUNTING	4
7	XDOZZ	57328	014605	•• SPACER, SLEEVE	1
8	XDOZZ	57328	UNN-0050SS	•• COUPLING, TUBE	1
9	XDOZZ	57328	069957	•• TUBE ASSEMBLY, METAL	1
10	XDOZZ	57328	058991	• COOLER, FLUID, INDUSTRIAL	1
11	XDOZZ	57328	014564	•• HANGER, PIPE	2
12	XDOZZ	57328	SCR-0110	•• SCREW, CAP, HEX HEAD	3
13	PAOZZ	57328	BET-0021	• ELT, V	1
14	XDOZZ	57328	SCR-0159	• SCREW, CAP, SOCKET HEAD	4
15	XDOZZ	57328	WAS-0001	• WASHER, SPLIT	5
16	XDOZZ	57328	012754	• IMPELLER, FAN, AXIAL/PULLEY, GROOVE	1
17	XDDZZL	57328	N01437	• SCREW, CAP, SOCKET HEAD	1
18	XDDZZ	57328	013666	• HUB, FAN CLUTCH	4
19	XDOZZ	57328	SCR-0192	• SCREW, CAP, HEX HEAD	1
20	XDOZZ	57328	014139	• HANGER, PIPE	2
21	XDOZZ	57328	014370	• CLAMP, LOOP	1
22	XDOZZ	57328	069960	• COOLER, FLUID, INDUSTRIAL	1
23	XDOZZ	57328	UNN-0020SS	• COUPLING, TUBE	1

END OF FIGURE

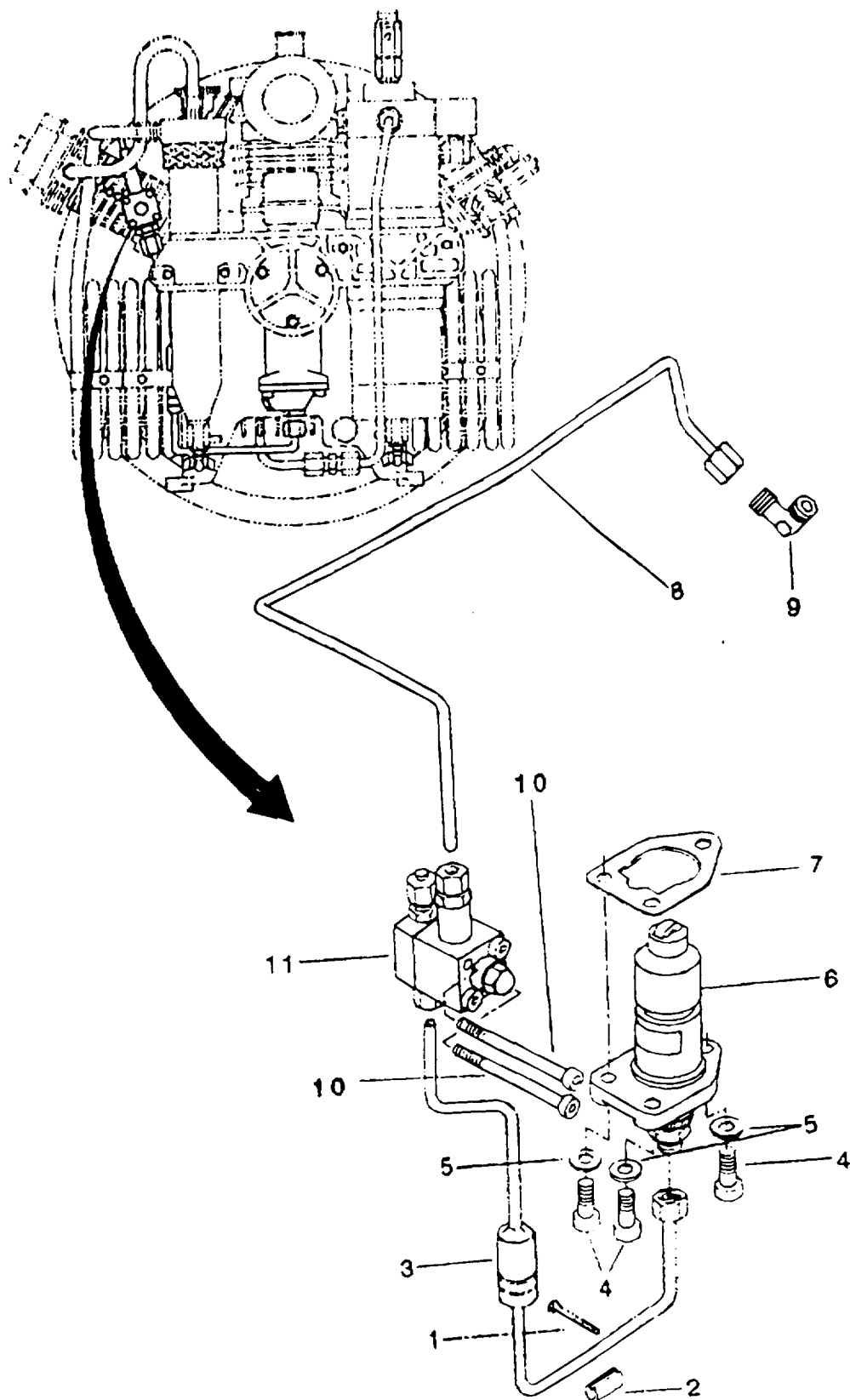


Figure 5. Oil Lubricating System

SECTION 2

TM 5-4310-393-24P

(1) ITEM NO	(2) SMR CODE	(3) CAGEC	(4) PART NUMBER	(5) DESCRIPTION AND USABLE ON CODES (UOC)	(6) QTY
-------------------	--------------------	--------------	-----------------------	--	------------

GROUP 01 RECIPROCATING COMPRESSOR

FIGURE 5 OIL LUBRICATING SYSTEM

1	PAOZZ	57328	TIE-0008	• STRAP, TIEDOWN, ELECTRICAL	1
2	PAOZZ	57328	TUB-0339	• GUARD, WEAR	1
3	PAOZZ	57328	069966	• TUBE ASSEMBLY, METAL	1
4	XDOZZ	57328	SCR-0136	• SCREW, CAP, SOCKET HEAD	3
5	XDOZZ	57328	WAS-0021	• WASHER, FLAT.....	3
6	PAOZZ	57328	N00083	• PUMP, RECIPROCATING	1
7	PAOZZ	57328	002010	• GASKET	1
8	PAOZZ	57328	069965	• TUBE ASSEMBLY, METAL	1
10	XDOZZ	57328	N03407	• SCREW, CAP, SOCKET HEAD	2
11	XDOZZ	57328	058138	• VALVE, REGULATING, FLUID PRESSURE	1

END OF FIGURE

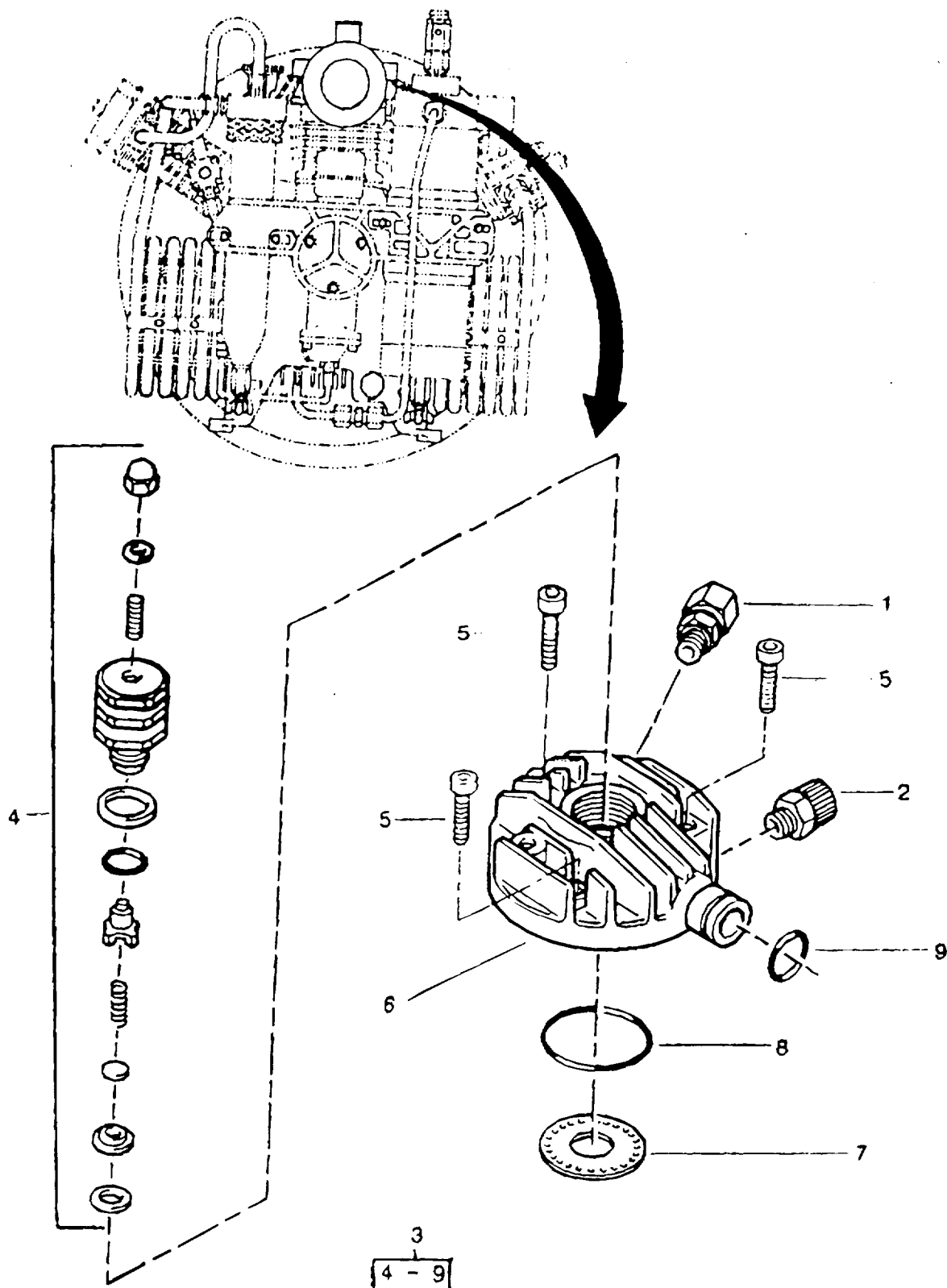


Figure 6. 1st Stage Valve Head Assembly

SECTION 2

TM 5-4310-393-24P

(1) ITEM NO	(2) SMR CODE	(3) CAGEC	(4) PART NUMBER	(5) DESCRIPTION AND USABLE ON CODES (UOC)	(6) QTY
-------------------	--------------------	--------------	-----------------------	--	------------

GROUP 01 RECIPROCATING COMPRESSOR

FIGURE 6 1ST STAGE VALVE HEAD ASSEMBLY

1	XDOZZ	57328	CON-0266SS	• COUPLING, TUBE	1
2	XDOZZ	57328	N03737	• COUPLING, TUBE	1
3	XDOZZ	57328	069951	• HEAD, VALVE	1
4	PAOZZ	57328	014583	•• VALVE, DISCHARGE	1
5	XDOZZ	57328	SCR-0180	•• SCREW, CAP, SOCKET HEAD.....	3
6	XDOZZ	57328	014907	•• HEAD, VALVE	1
7	PAOZZ	57328	009884	•• VALVE, INLET	1
8	PAOZZ	57328	N02169	•• PACKING, PREFORMED	1
9	PAOZZ	57328	N01539	•• PACKING, PREFORMED	1

END OF FIGURE

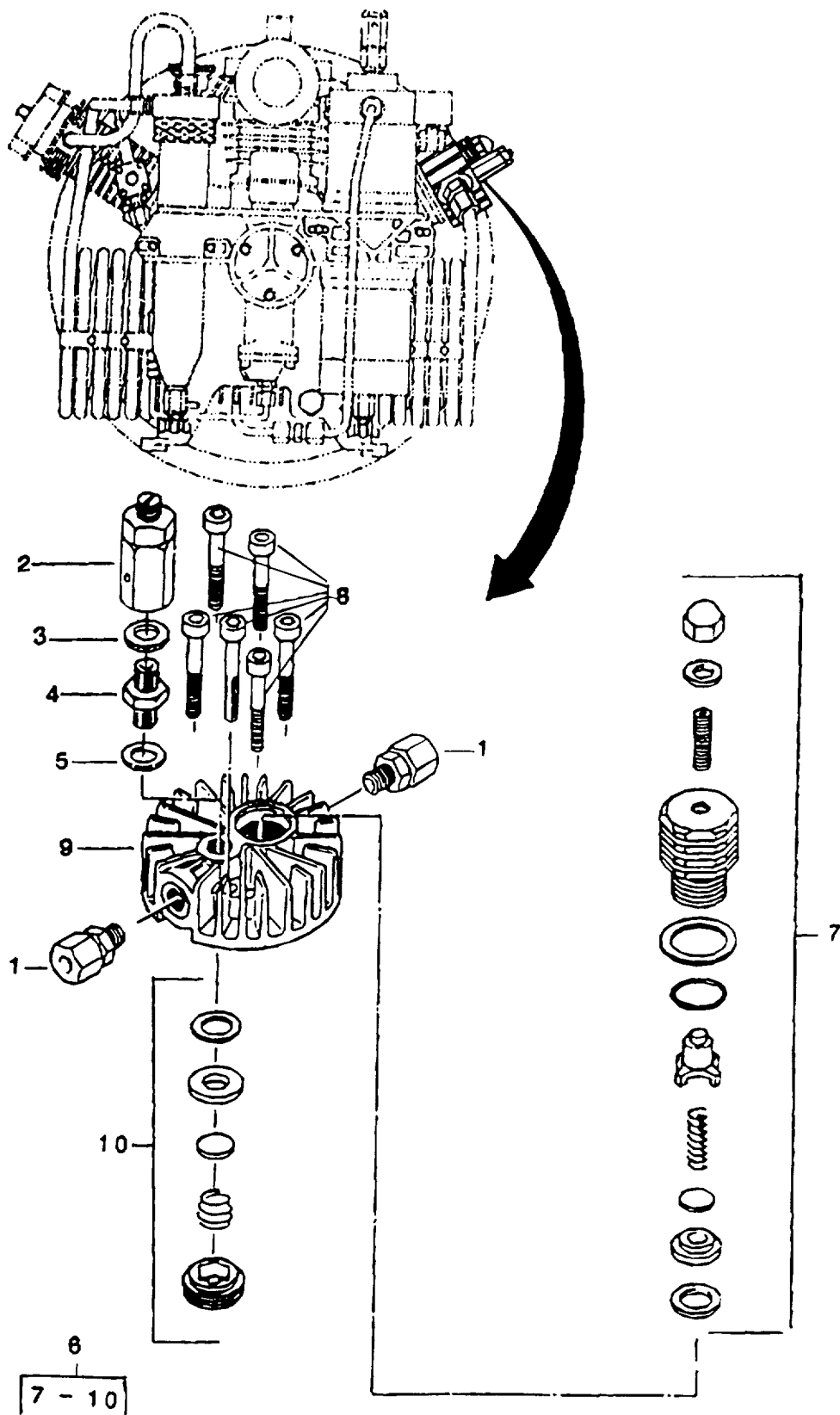


Figure 7. 2nd Stage Valve Head Assembly

SECTION 2

TM 5-4310-393-24P

(1) ITEM NO	(2) SMR CODE	(3) CAGEC	(4) PART NUMBER	(5) DESCRIPTION AND USABLE ON CODES (UOC)	(6) QTY
-------------------	--------------------	--------------	-----------------------	--	------------

GROUP 01 RECIPROCATING COMPRESSOR

FIGURE 7 2ND STAGE VALVE HEAD ASSEMBLY

1	XDOZZ	57328	CON-0266SS	• COUPLING, TUBE	2
2	XDOZZ	57328	010670	• VALVE, SAFETY RELIEF	1
3	PAOZZ	57328	008264	• GASKET	1
4	XDOZZ	57328	N20083	• COUPLING, TUBE	1
5	PAOZZ	57328	N01316	• GASKET	1
6	XDOZZ	57328	069955	• HEAD, VALVE	1
7	PAOZZ	57328	014582	•• VALVE, DISCHARGE	1
8	XDOZZ	57328	SCR-0180	•• SCREW, CAP, SOCKET HEAD.....	6
9	XDOZZ	57328	014123	•• HEAD, VALVE	1
10	PAOZZ	57328	012841	•• VALVE, INLET.....	1

END OF FIGURE

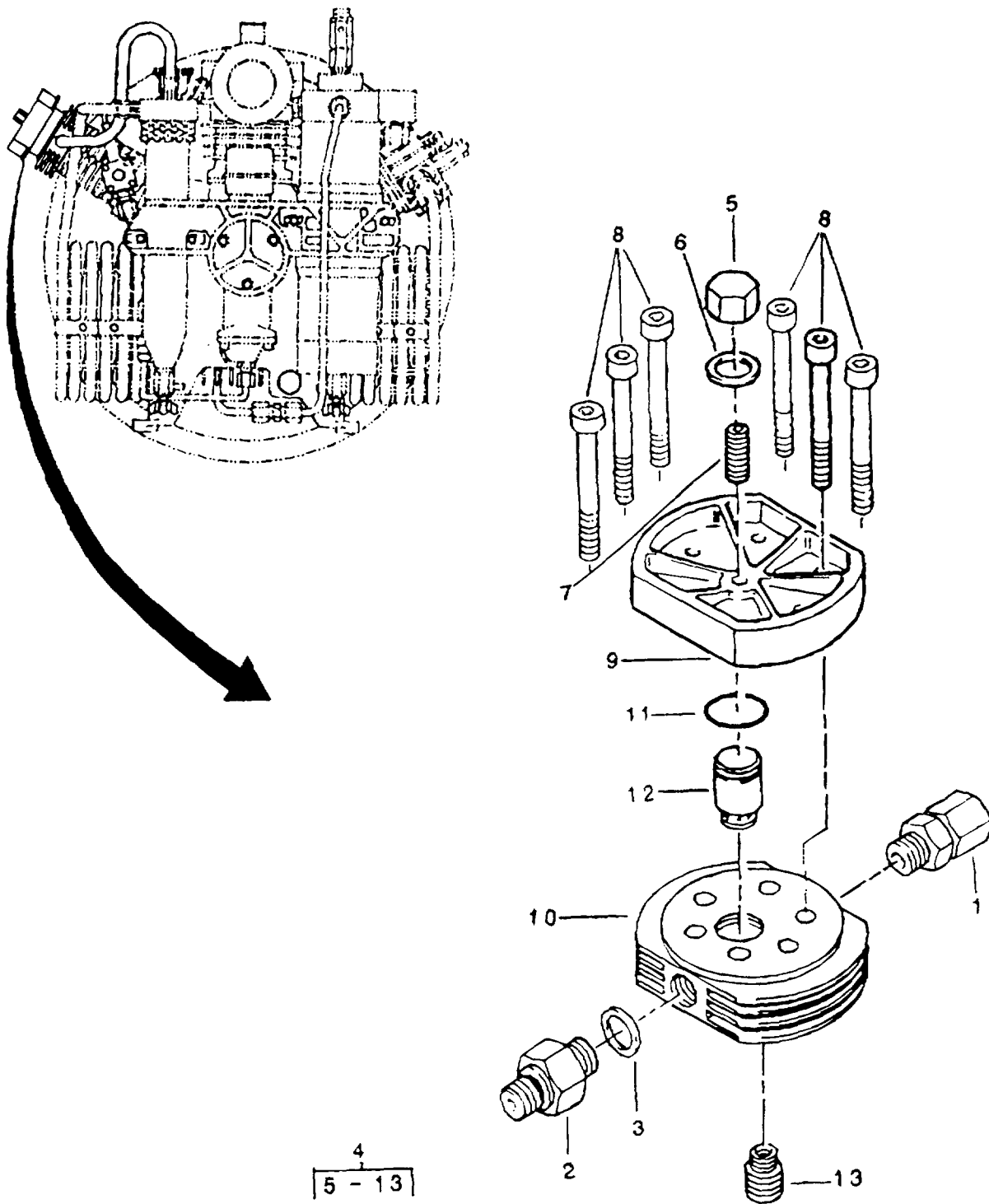


Figure 8. 3rd Stage Valve Head Assembly

SECTION 2

TM 5-4310-393-24P

(1) ITEM NO	(2) SMR CODE	(3) CAGEC	(4) PART NUMBER	(5) DESCRIPTION AND USABLE ON CODES (UOC)	(6) QTY
-------------------	--------------------	--------------	-----------------------	--	------------

GROUP 01 RECIPROCATING COMPRESSOR

FIGURE 8 3RD STAGE VALVE HEAD ASSEMBLY

1	XDOZZ	57328	CON-0266SS	• COUPLING, TUBE	1
2	XDOZZ	57328	N20501	• COUPLING, TUBE	1
3	PAOZZ	57328	N01316	• GASKET	1
4	XDOZZ	57328	069954	• HEAD, VALVE	1
5	XDOZZ	57328	N03623	•• NUT, CAP, PLAIN	1
6	PAOZZ	57328	N03625	•• GASKET	1
7	XDOZZ	57328	071065	•• SET SCREW.....	1
8	XDOZZ	57328	NO1282	•• SCREW, CAP, SOCKET HEAD	6
9	XDOZZ	57328	014118	•• COVER, ACCESS	1
10	XDOZZ	57328	014117	•• HEAD, VALVE	1
11	PAOZZ	57328	N02789	•• PACKING, PREFORMED.....	1
12	PAOZZ	57328	014121	•• VALVE, DISCHARGE	1
13	PAOZZ	57328	007790	•• VALVE, INLET	1

END OF FIGURE

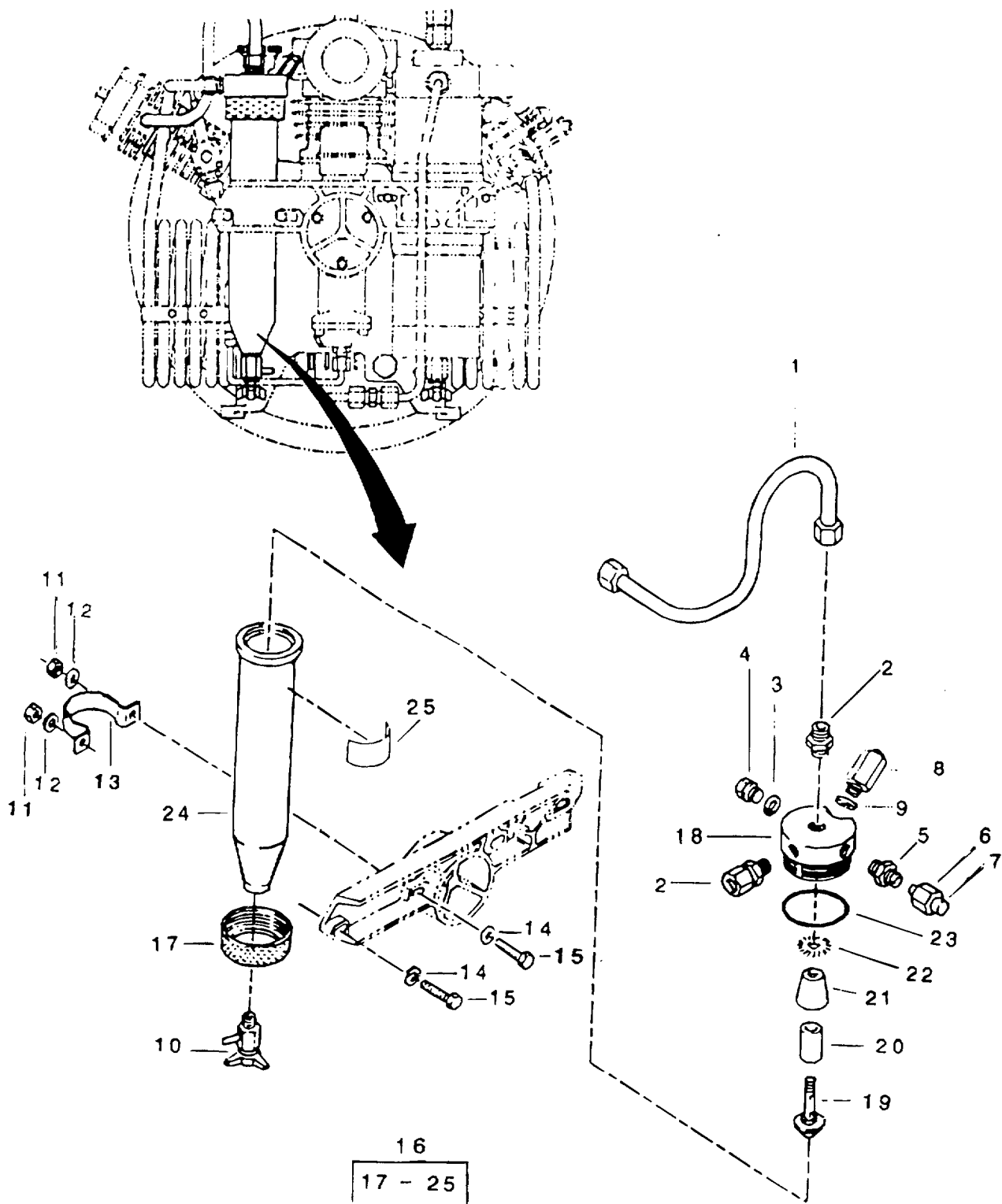


Figure 9. 2nd Stage Intermediate Filter

SECTION 2

TM 5-4310-393-24P

(1) ITEM NO	(2) SMR CODE	(3) CAGEC	(4) PART NUMBER	(5) DESCRIPTION AND USABLE ON CODES (UOC)	(6) QTY
-------------------	--------------------	--------------	-----------------------	--	------------

GROUP 01 RECIPROCATING COMPRESSOR

FIGURE 9 2ND STAGE INTERMEDIATE FILTER

1	PAOZZ	57328	069959	• TUBE ASSEMBLY, METAL	1
2	XDOZZ	57328	CON-0266SS	• COUPLING, TUBE	2
3	XDOZZ	57328	PLU-0028	• PLUG, PIPE	1
4	PAOZZ	57328	N04051	• GASKET	1
5	XDOZZ	57328	CON-0076SS	• COUPLING, TUBE	1
	XDOZZ	57328	NUT-0055SS	• NUT, TUBE COUPLING	1
7	XDOZZ	57328	N15843	• PLUG, TUBE FITTING, THREADED	1
8	XDOZZ	57328	011656	• VALVE, SAFETY RELIEF	1
9	PAOZZ	57328	004479	• GASKET	1
10	XDOZZ	57328	011430	• MANUAL DRAIN VALVE	1
11	XDOZZ	57328	NUT-0062	• NUT, PLAIN, HEX	2
12	XDOZZ	57328	N02862	• WASHER, FLAT	2
13	XDOZZ	57328	014368	• BRACKET, FILTER, MOUNTING	1
14	XDOZZ	57328	WAS-0021	• WASHER, FLAT	2
15	XDOZZ	57328	SCR-0025	• SCREW, CAP, HEX HEAD	2
16	XDOZZ	57328	067612	• FILTER, FLUID	1
17	XDOZZ	57328	013937	•• COLLAR, THREADED	1
18	XDOZZ	57328	013930	•• HEAD, FLUID FILTER	1
19	XDOZZ	57328	012786	•• SCREW, CENTER	1
20	PAOZZ	57328	N02726	•• FILTER ELEMENT, FLUID	1
21	XDOZZ	57328	012785	•• DEFLECTOR, DIRT & LIQUID	1
22	XDOZZ	57328	012784	•• FILTERING DISK, FLUID	1
23	PAOZZ	57328	N03556	•• PACKING, PREFORMED	1
24	XDOZZ	57328	014150	•• FILTER BODY, FLUID	1
25	XDOZZ	57328	055097	•• LABEL "IMPORTANT! DRAIN..."	1

END OF FIGURE

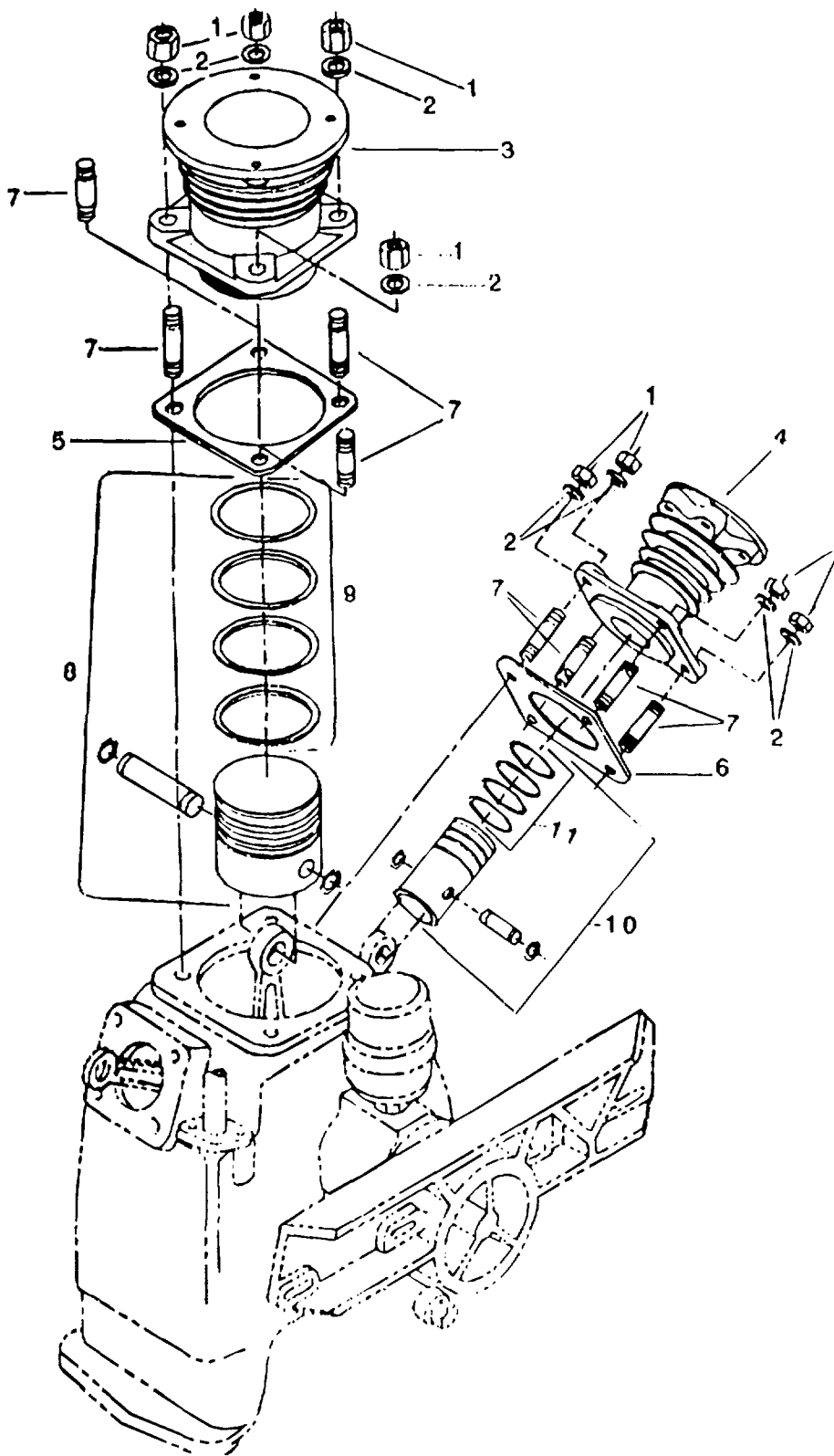


Figure 10. Pistons and Cylinders (Sheet 1 of 2)

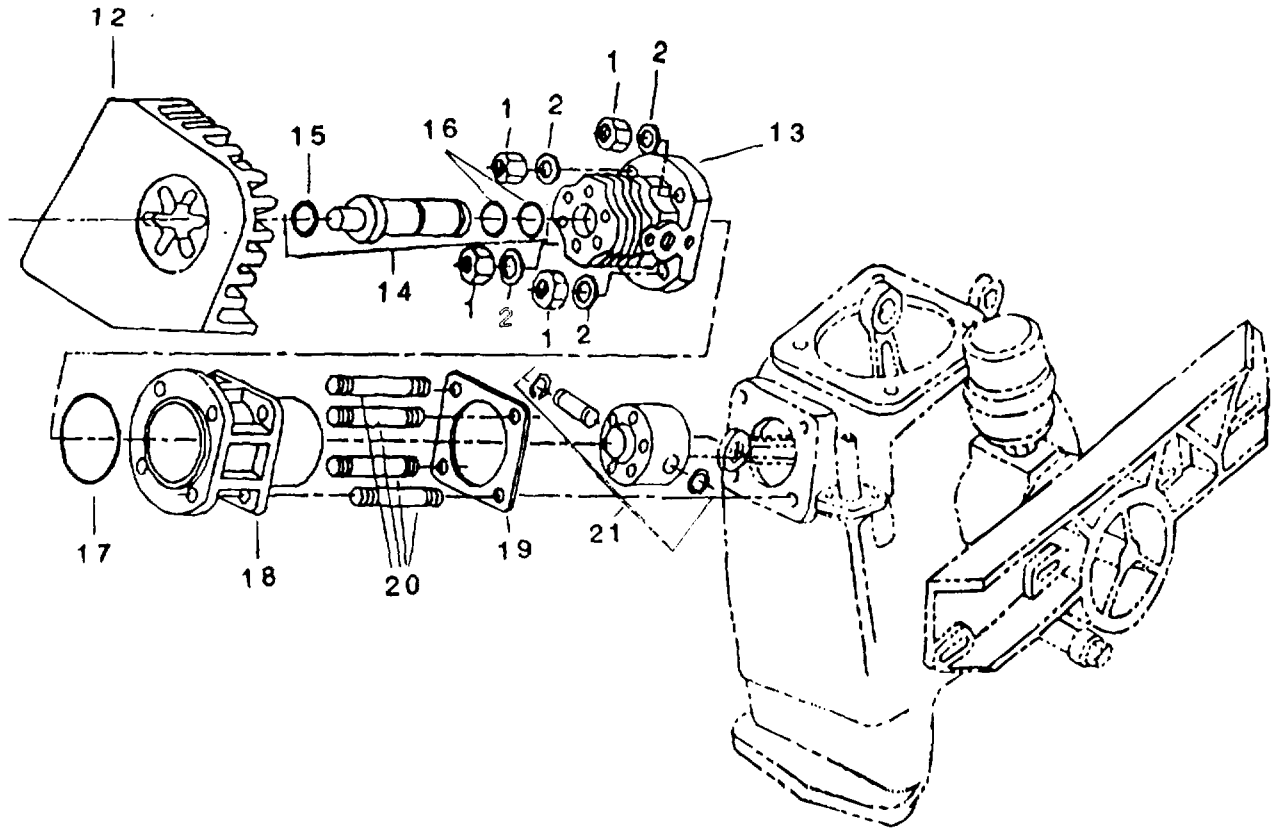


Figure 10. Pistons and Cylinders (Sheet 2 of 2)

SECTION 2

TM 5-4310-393-24P

(1) ITEM NO	(2) SMR CODE	(3) CAGEC	(4) PART NUMBER	(5) DESCRIPTION AND USABLE ON CODES (UOC)	(6) QTY
GROUP 01 RECIPROCATING COMPRESSOR					
FIGURE 10 PISTON AND CYLINDERS					
1	XDDZZ	57328	NUT-0119	• NUT, SELF-LOCKING, HEX.....	12
2	XDDZZ	57328	WAS-0021	• WASHER, FLAT	12
3	XDDDD	57328	006540	• CYLINDER, RECIPROCATING COMPRESSOR	1
4	XDDDD	57328	010875	• CYLINDER, RECIPROCATING COMPRESSOR	1
5	PADZZ	57328	001867	• GASKET	1
6	PADZZ	57328	003110	• GASKET	1
7	XDDZZ	57328	N00215	• STUD, PLAIN	8
8	XDDZZ	57328	069948	• PISTON, COMPRESSOR.....	1
9	PADZZ	57328	N03856	•• RING SET, PISTON	1
10	XDDZZ	57328	069949	•• PISTON, COMPRESSOR.....	1
11	PADZZ	57328	N04158	•• RING SET, PISTON	1
12	XDDDD	57328	065094	• BAFFLE, AIR FLOW, COMPRESSOR	1
13	XDDDD	57328	056189	• CYLINDER, RECIPROCATING COMPRESSOR	1
14	XDDDD	57328	066934	• PISTON, COMPRESSOR.....	1
15	PADZZ	57328	N23755	•• PACKING, PREFORMED	1
16	PADZZ	57328	N02320	•• PACKING, PREFORMED	2
17	PADZZ	57328	N04064	• PACKING, PREFORMED.....	1
18	XDDDD	57328	056141	• CYLINDER, RECIPROCATING COMPRESSOR	1
19	PADZZ	57328	001866	• GASKET	1
20	XDDZZ	57328	N04065	• STUD, PLAIN	4
21	XDDDD	57328	069950	• PISTON, COMPRESSOR.....	1

END OF FIGURE

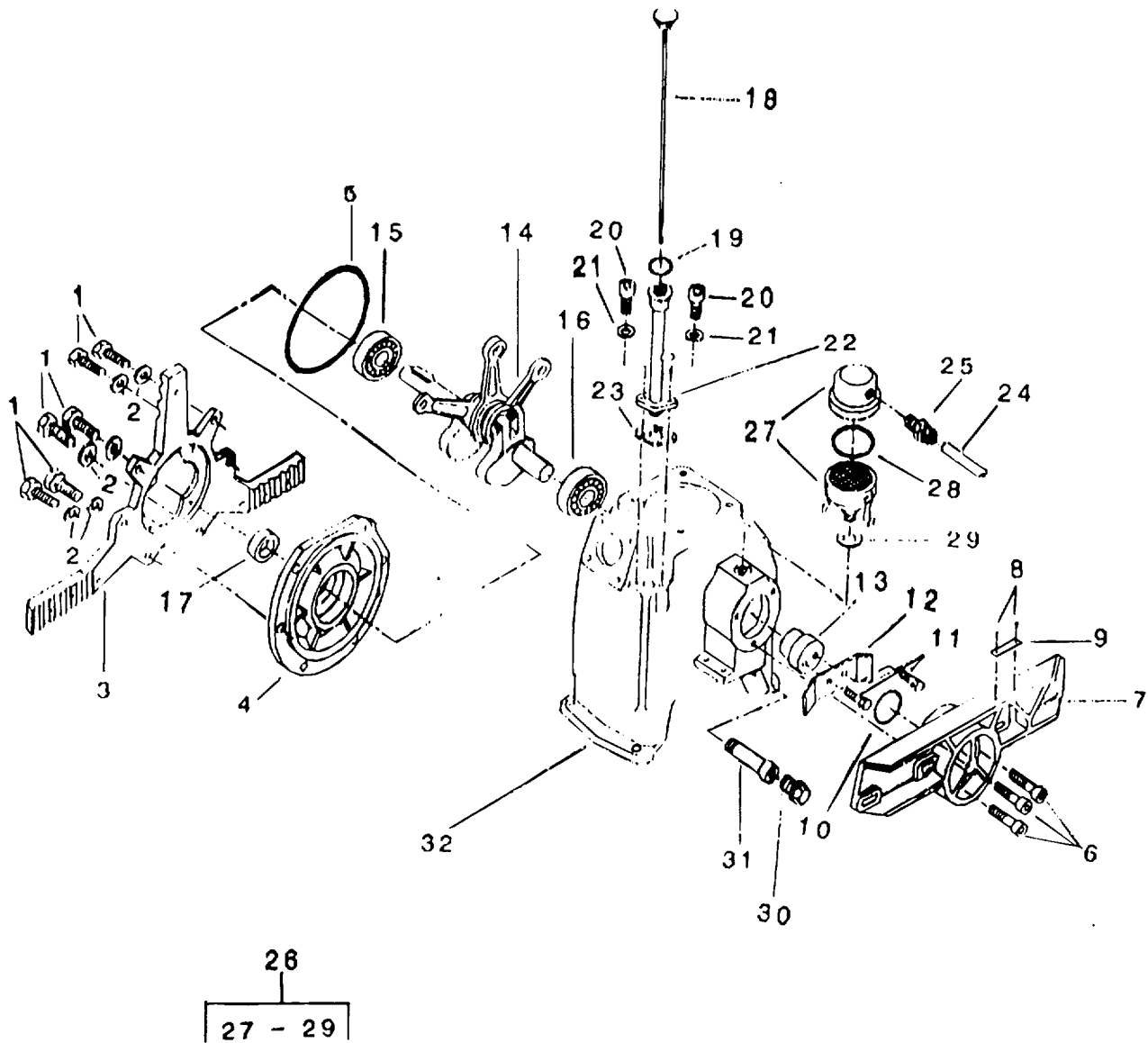


Figure 11. Crankcase Assembly

SECTION 2

TM 5-4310-393-24P

(1) ITEM NO	(2) SMR CODE	(3) CAGEC	(4) PART NUMBER	(5) DESCRIPTION AND USABLE ON CODES (UOC)	(6) QTY
-------------------	--------------------	--------------	-----------------------	--	------------

GROUP 01 RECIPROCATING COMPRESSOR

FIGURE 11 CRANKCASE ASSEMBLY

1	XDDZZ	57328	SCR-0025	• SCREW, CAP, HEX HEAD	6
2	XDDZZ	57328	WAS-0021	• WASHER, FLAT	6
3	XDDZZ	57328	014998	• BRACKET, MOUNTING	1
4	XDDZZ	57328	014878	• COVER, ACCESS	1
5	PADZZ	57328	N03705	• PACKING, PREFORMED	1
6	XDDZZ	57328	SCR-0179	• SCREW, CAP, SOCKET HEAD	3
7	XDDZZ	57328	058159	• BRACKET, MOUNTING	1
8	XDOZZ	57328	N03333	• RIVET, BLIND	2
9	XDOZZ	57328	067275	• LABEL, "MADE IN GERMANY"	1
10	PADZZ	57328	N03726	• PACKING, PREFORMED	1
11	XDDZZ	57328	SCR-0065	• SCREW, CAP, HEX HEAD	2
12	XDDZZ	57328	014888	• PLATE, RETAINING, SHAFT	1
13	XDDZZ	57328	0033196	• CAM, CONTROL	1
14	XDDZZ	57328	014030	• CRANKSHAFT, COMPRESSOR	1
15	XDDZZ	57328	N03703	• BEARING UNIT, ROLLER	1
16	XDDZZ	57328	N03702	• BEARING UNIT, ROLLER	1
17	XDDZZ	57328	N00220	• PACKING, PREFORMED	1
18	XDOZZ	57328	014886	• GAUGE ROD-CAP, LIQUID LEVEL.....	1
19	PAOZZ	57328	N03521	• PACKING, PREFORMED	1
20	XDOZZ	57328	SCR-0145	• SCREW, CAP, SOCKET HEAD	2
21	XDOZZ	57328	N03026	• WASHER, SPRING TENSION	2
22	XDOZZ	57328	014887	• FILLER NECK	1
23	PAOZZ	57328	012560	• GASKET	1
24	MOOZZ	57328	N03736	• HOSE, NONMETALLIC	8
25	XDOZZ	57328	N03737	• COUPLING, TUBE	1
26	PAOZZ	57328	014892	• BREATHER	1
27	PAOZZ	57328	N03207	•• BREATHER	1
28	PAOZZ	57328	N03712	•• PACKING, PREFORMED	1
29	PAOZZ	57328	N00293	•• GASKET	1
30	XDOZZ	57328	N03707	• PLUG, PIPE	1
31	XDOZZ	57328	073270	• COUPLING, PIPE	1
32	XDDZZ	57328	014874	• HOUSING, AIR COMPRESSOR	1

END OF FIGURE

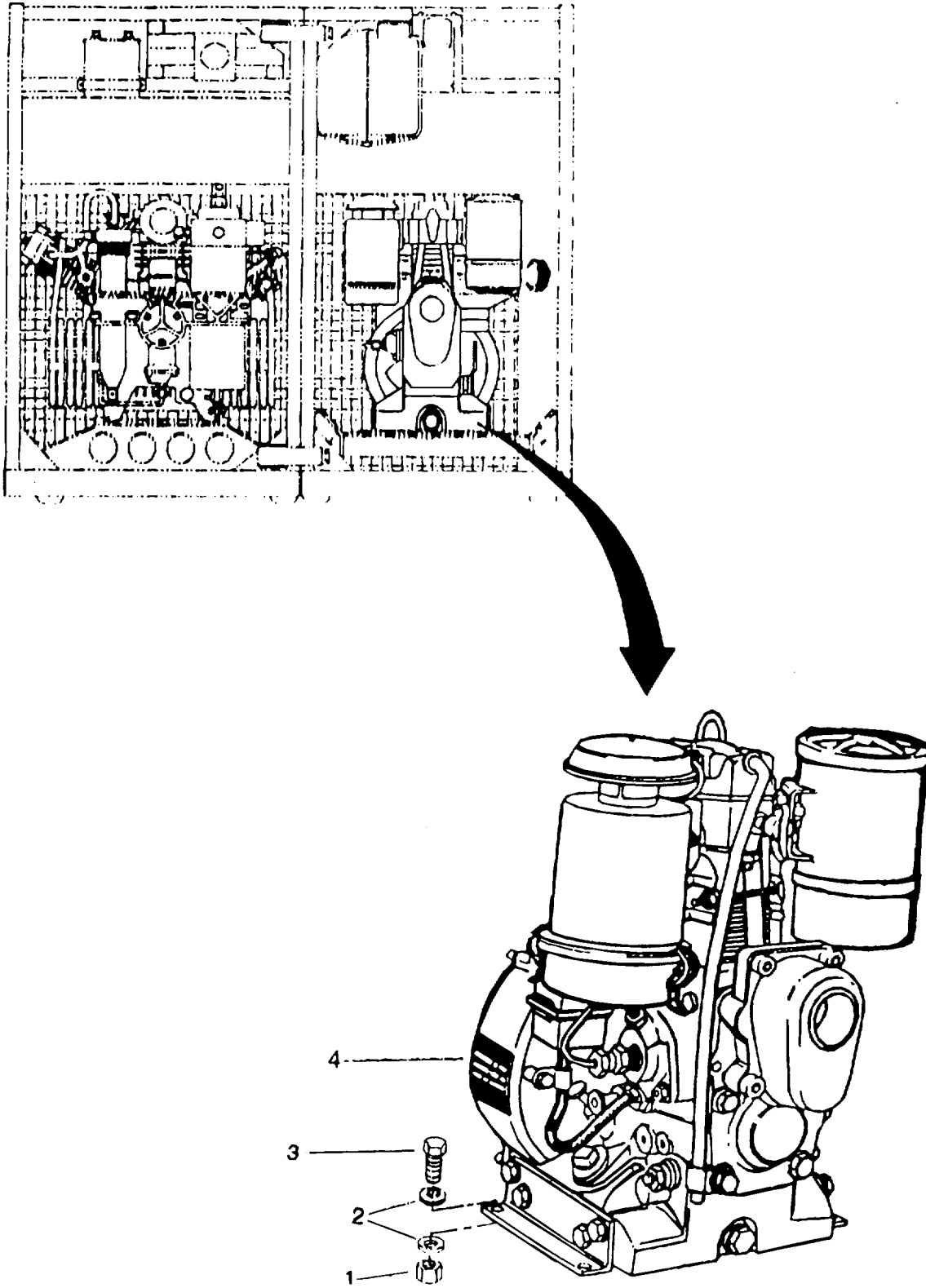


Figure 12. Diesel Engine, ENG-0040

SECTION 2

TM 5-4310-393-24P

(1) ITEM NO	(2) SMR CODE	(3) CAGEC	(4) PART NUMBER	(5) DESCRIPTION AND USABLE ON CODES (UOC)	(6) QTY
-------------------	--------------------	--------------	-----------------------	--	------------

GROUP 02 DIESEL ENGINE, ENG-0040

FIGURE 12 DIESEL ENGINE, ENG-0040

1	XDFZZ	57328	18782-BJ	• NUT, SELF-LOCKING, HEX.....	4
2	XDFZZ	57328	WAS-0016	• WASHER, FLAT	8
3	XDFZZ	57328	SCR-0004	• SCREW, CAP, HEX HEAD	4
4	PDFFF	57328	ENG-0040	• ENGINE, DIESEL	1

END OF FIGURE

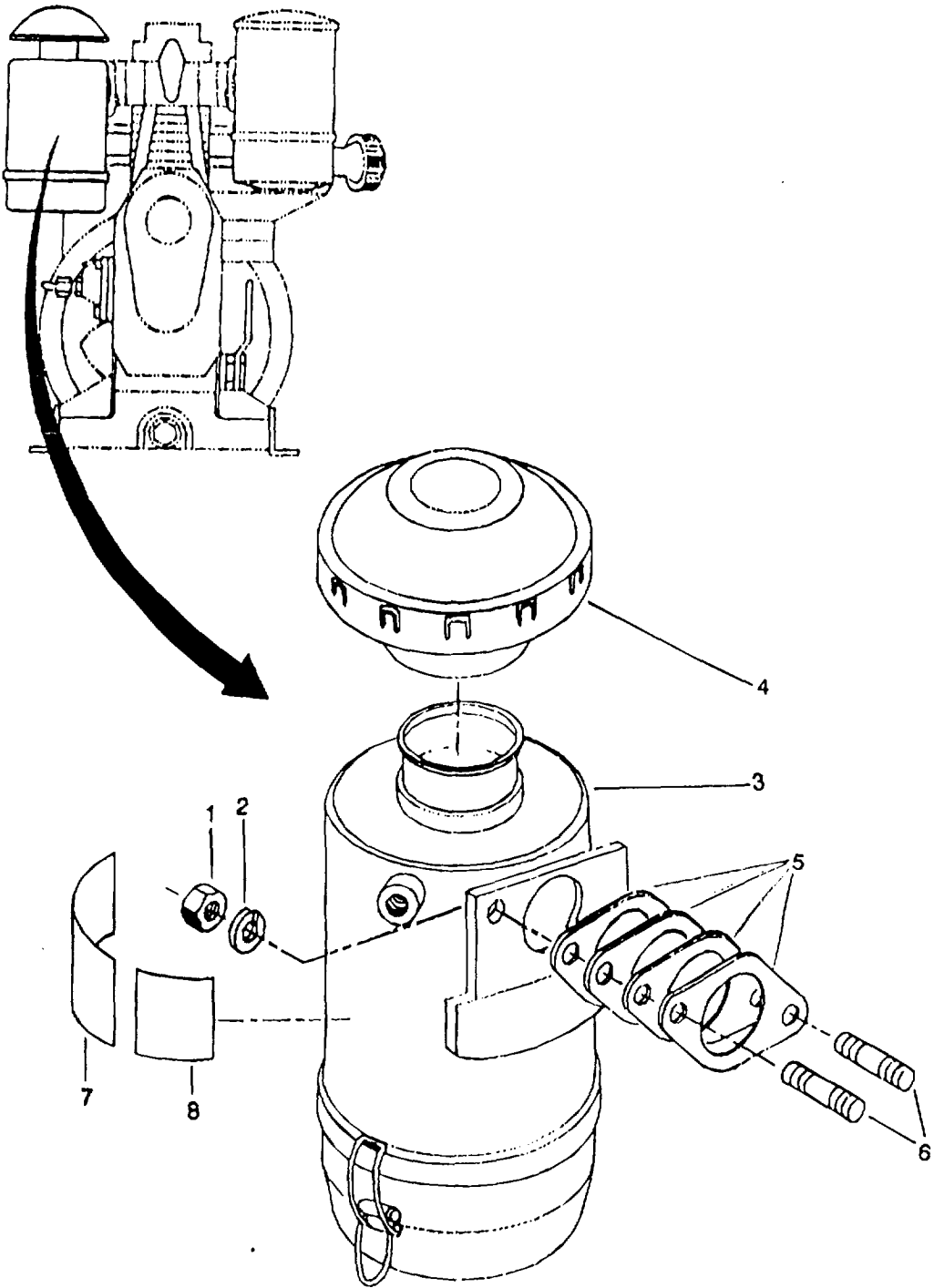


Figure 13. Oil Bath Air Cleaner

SECTION 2

TM 5-4310-393-24P

(1) ITEM NO	(2) SMR CODE	(3) CAGEC	(4) PART NUMBER	(5) DESCRIPTION AND USABLE ON CODES (UOC)	(6) QTY
-------------------	--------------------	--------------	-----------------------	--	------------

GROUP 02 DIESEL ENGINE, ENG-0040

FIGURE 13 OIL BATH AIR CLEANER

1	XDOZZ	61080	500 230 00	• NUT, PLAIN, HEX.....	2
2	XDOZZ	61080	502 085 00	• WASHER, LOCK	2
3	PAOZZ	61080	400 994 00	• AIR CLEANER, INTAKE	1
4	XDOZZ	61080	400 995 00	• CAP, PROTECTIVE, DUST AND MOISTURE	1
5	XDOZZ	61080	012 846 00	• SHIM SET (4 PIECES)	1
6	XDOZZ	61080	500 372 00	• STUD, PLAIN	2
7	XDOZZ	61080	036 311 02	• LABEL, "MAINTENANCE"	1
8	XDOZZ	61080	033 963 01	• LABEL, "ATTENTION"	1

END OF FIGURE

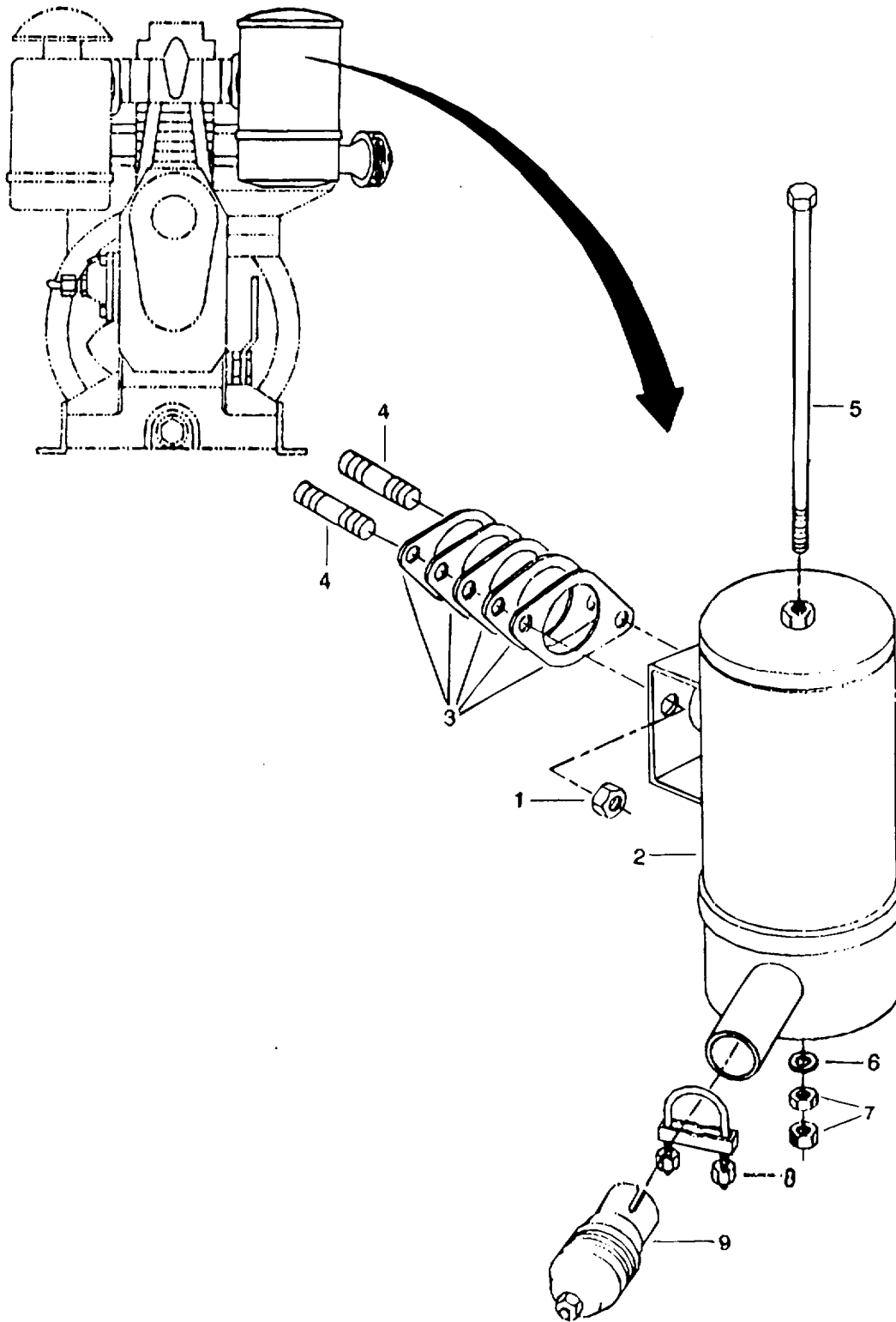


Figure 14. Exhaust Muffler Assembly

SECTION 2

TM 5-4310-393-24P

(1) ITEM NO	(2) SMR CODE	(3) CAGEC	(4) PART NUMBER	(5) DESCRIPTION AND USABLE ON CODES (UOC)	(6) QTY
-------------------	--------------------	--------------	-----------------------	--	------------

GROUP 02 DIESEL ENGINE, ENG-0040

FIGURE 14 EXHAUST MUFFLER ASSEMBLY

1	XDOZZ	61080	400 816 00	• NUT, PLAIN, HEX	1
2	XDOZZ	57328	MUF-0018	• MUFFLER, EXHAUST	1
3	XDOZZ	61080	012 861 00	• SHIM SET (5 PIECES)	1
4	PAOZZ	61080	500 372 00	• STUD, PLAIN	2
5	XDOZZ	57328	18782-BH	• SCREW, CAP, HEX HEAD	1
6	XDOZZ	57328	WAS-0016	• WASHER, FLAT	1
7	XDOZZ	57328	NUT-0002	• NUT, PLAIN, HEX	2
8	XDOZZ	57328	CMP-0053	• CLAMP, HOSE	1
9	XDOZZ	57328	18782-AP	• MUFFLER, EXHAUST	1

END OF FIGURE

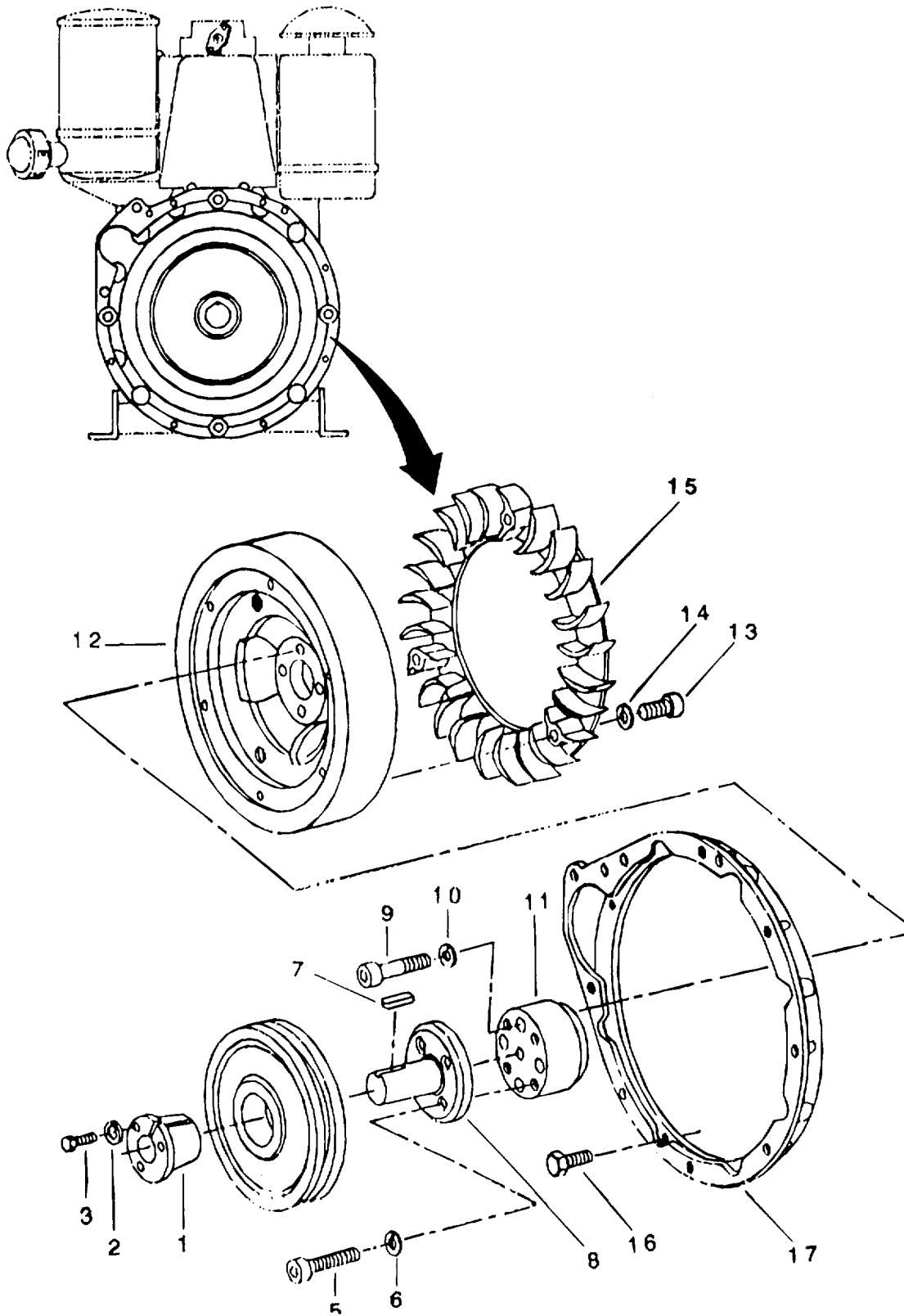


Figure 15. Axial Fan Impeller/Flywheel

SECTION 2

TM 5-4310-393-24P

(1) ITEM NO	(2) SMR CODE	(3) CAGEC	(4) PART NUMBER	(5) DESCRIPTION AND USABLE ON CODES (UOC)	(6) QTY
-------------------	--------------------	--------------	-----------------------	--	------------

GROUP 02 DIESEL ENGINE, ENG-0040

FIGURE 15 AXIAL FAN IMPELLER/FLYWHEEL

1	XDFZZ	57328	BUS-0011	• BUSHING, TAPERED	1
2	XDFZZ	57328	WAS-0033	•• WASHER, LOCK, SPLIT	2
3	XDFZZ	57328	SCR-0011	•• SCREW, CAP, HEX HEAD	2
4	XDFZZ	57328	SHE-0217	• PULLEY, GROOVE	1
5	XDFZZ	61080	500 538 00	• SCREW, CAP, SOCKET HEAD	4
6	XDFZZ	61080	500 028 00	• WASHER, LOCK	4
7	PAFZZ	57328	N01386	• KEY, MACHINE	1
8	XDFZZ	57328	SHF-0023	• SHAFT, SHOULDERED	1
9	XDFZZ	61080	500 548 00	• SCREW, CAP, SOCKET HEAD	4
10	XDFZZ	61080	500 029 00	• WASHER, LOCK	4
11	XDFZZ	61080	030 947 00	• HUB, BODY	1
12	XDFZZ	61080	030 632 01	• FLYWHEEL, ENGINE	1
13	XDFZZ	61080	400 356 00	• SCREW, CAP, SOCKET HEAD	6
14	XDFZZ	61080	400 278 00	• WASHER, LOCK	6
15	XDFZZ	61080	006 350 00	• IMPELLER, FAN AXIAL	1
16	XDFZZ	57328	N09339	• SOCKET HEAD CAP SCREW.....	4
17	XDFZZ	61080	038 039 01	• FLYWHEEL HOUSING	1

END OF FIGURE

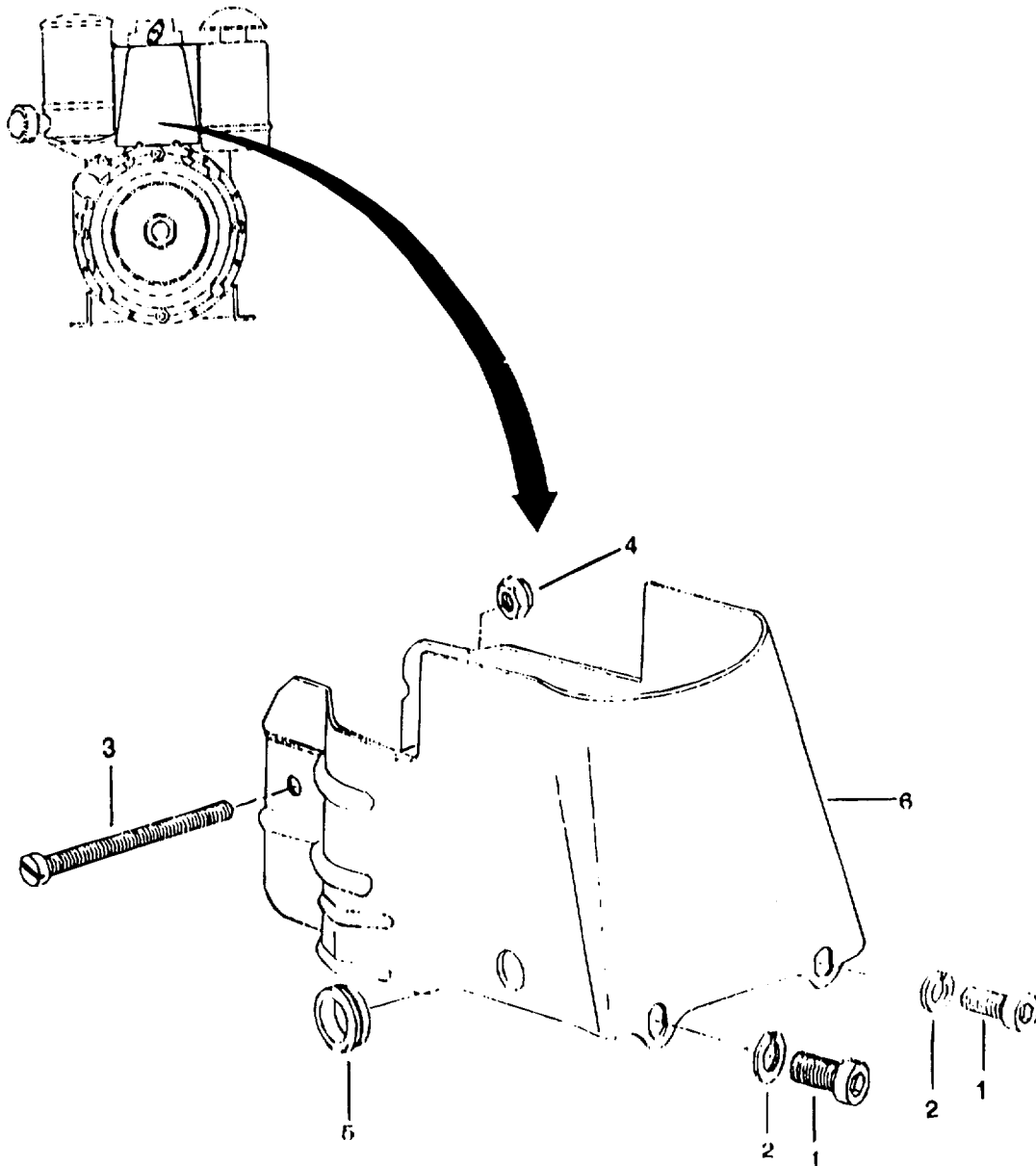


Figure 16. Cowling Assembly

SECTION 2

TM 5-4310-393-24P

(1) ITEM NO	(2) SMR CODE	(3) CAGEC	(4) PART NUMBER	(5) DESCRIPTION AND USABLE ON CODES (UOC)	(6) QTY
-------------------	--------------------	--------------	-----------------------	--	------------

GROUP 02 DIESEL ENGINE, ENG-0040

FIGURE 16 COWLING ASSEMBLY

1	XDFZZ	61080	500 516 00	• SCREW, CAP, SOCKET HEAD	2
2	XDFZZ	61080	501 481 00	• WASHER, FLAT	2
3	XDFZZ	61080	500 646 00	• SCREW, MACHINE	1
4	XDFZZ	61080	400 282 00	• NUT, SELF-LOCKING, HEX	1
5	XDFZZ	61080	035 654 00	• GROMMET, NONMETALLIC	1
6	XDFZZ	61080	030 666 01	• BAFFLE, AIR FLOW, DIESEL ENGINE	1

END OF FIGURE

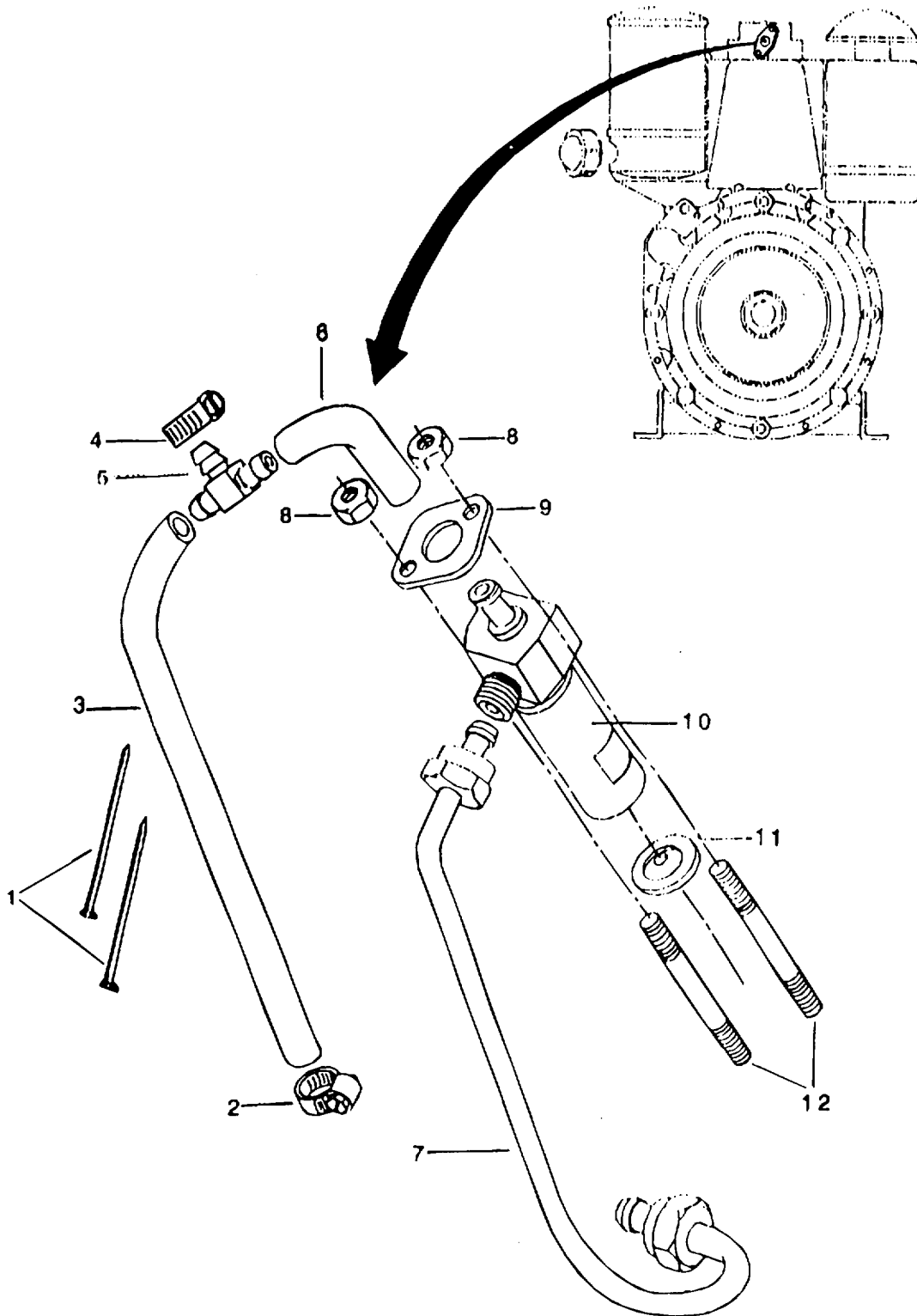


Figure 17. Fuel Injector

SECTION 2

TM 5-4310-393-24P

(1) ITEM NO	(2) SMR CODE	(3) CAGEC	(4) PART NUMBER	(5) DESCRIPTION AND USABLE ON CODES (UOC)	(6) QTY
-------------------	--------------------	--------------	-----------------------	--	------------

GROUP 02 DIESEL ENGINE, ENG-0040

FIGURE 17 FUEL INJECTOR

1	PAOZZ	57328	TIE-0008	• STRAP, TIE-DOWN, ELECTRICAL EQUIP	2
2	XDOZZ	57328	CMP-0003	• CLAMP, HOSE	1
3	PAOZZ	61080	034 936 00	• HOSE, NONMETALLIC	1
4	XDOZZ	57328	CMP-0007	• CLAMP, HOSE	1
5	XDOZZ	61080	502 764 00	• TEE, TUBE.....	1
6	PAOZZ	61080	034 933 00	• HOSE, NONMETALLIC	1
7	PAOZZ	61080	034 057 00	• TUBE ASSEMBLY, METAL	1
8	XDFZZ	61080	501 444 00	• NUT, PLAIN, HEX	2
9	XDFZZ	61080	034 473 00	• PLATE, MOUNTING	1
10	PAFDD	61080	400 066 00	• INJECTOR ASSEMBLY, FUEL.....	1
11	PAFZZ	61080	400 031 00	• GASKET	1
12	XDFZZ	61080	501 110 00	• STUD, PLAIN	2

END OF FIGURE

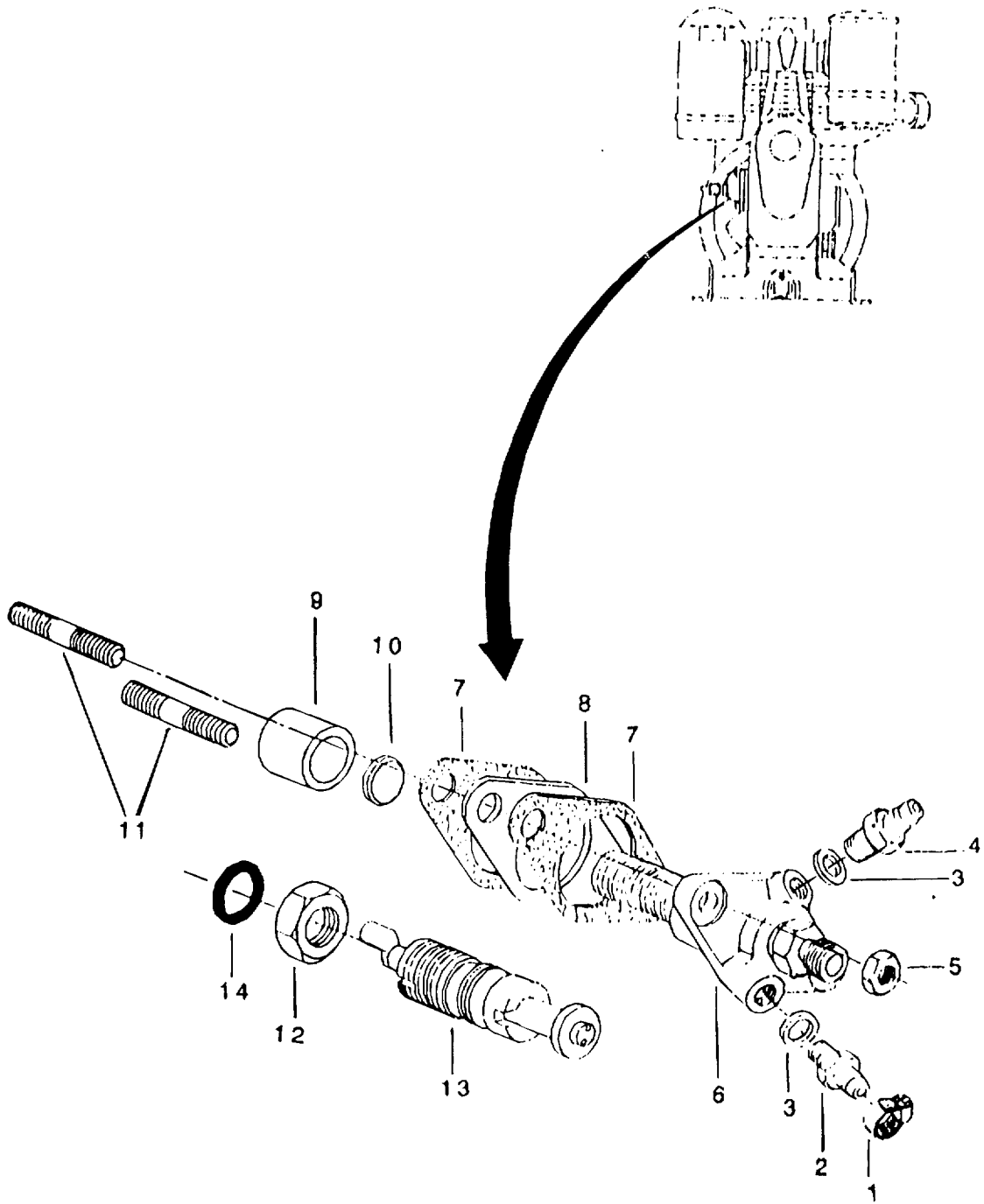


Figure 18. Fuel Injection Pump

SECTION 2

TM 5-4310-393-24P

(1) ITEM NO	(2) SMR CODE	(3) CAGEC	(4) PART NUMBER	(5) DESCRIPTION AND USABLE ON CODES (UOC)	(6) QTY
GROUP 02 DIESEL ENGINE, ENG-0040					
FIGURE 18 FUEL INJECTION PUMP					
1	XDOZZ	57328	CMP-0003	• CLAMP, HOSE	1
2	XDOZZ	61080	034 850 00	• ADAPTER, STRAIGHT, PIPE TO HOSE	1
3	PAOZZ	61080	500 011 00	• GASKET	2
4	XDOZZ	61080	006 710 01	• VALVE, CHECK	1
5	XDFZZ	61080	500 229 00	• NUT, PLAIN, HEX	2
6	PAFDD	61080	400 802 01	• PUMP, FUEL, METERING AND DISTRIBUTING.....	1
7	PAFZZ	61080	040 713 00	• GASKET, 0.10mm	2
	PAFZZ	61080	041 022 00	GASKET, 0.20mm	2
	PAFZZ	61080	041 023 00	GASKET, 0.30mm	2
8	PAFZZ	61080	032 095 00	• SHIM, 0.15mm	1
	PAFZZ	61080	032 097 00	SHIM, 0.30mm.....	1
	PAFZZ	61080	041 024 00	SHIM, 0.60mm.....	1
	PAFZZ	61080	041 028 00	SHIM, 0.65mm.....	1
	PAFZZ	61080	041 025 00	SHIM, 0.90mm.....	1
	PAFZZ	61080	032 094 00	SHIM, 0.10mm.....	1
	PAFZZ	61080	032 096 00	SHIM, 0.20mm	1
	PAFZZ	61080	032 098 00	SHIM, 0.50mm	1
9	XDFZZ	61080	030 640 00	• TAPPET, PUMP, FUEL	1
10	XDFZZ	61080	030 626 00	• PLATE, TAPPET	1
11	XDFZZ	61080	500 373 00	• STUD, PLAIN	2
12	XDFZZ	61080	500 246 00	• NUT, PLAIN, HEX	1
13	XDFZZ	61080	003 624 00	• PUMP, ENGINE PRIMING, HAND DRIVEN	1
14	PAFZZ	61080	400 228 00	• PACKING, PREFORMED	1

END OF FIGURE

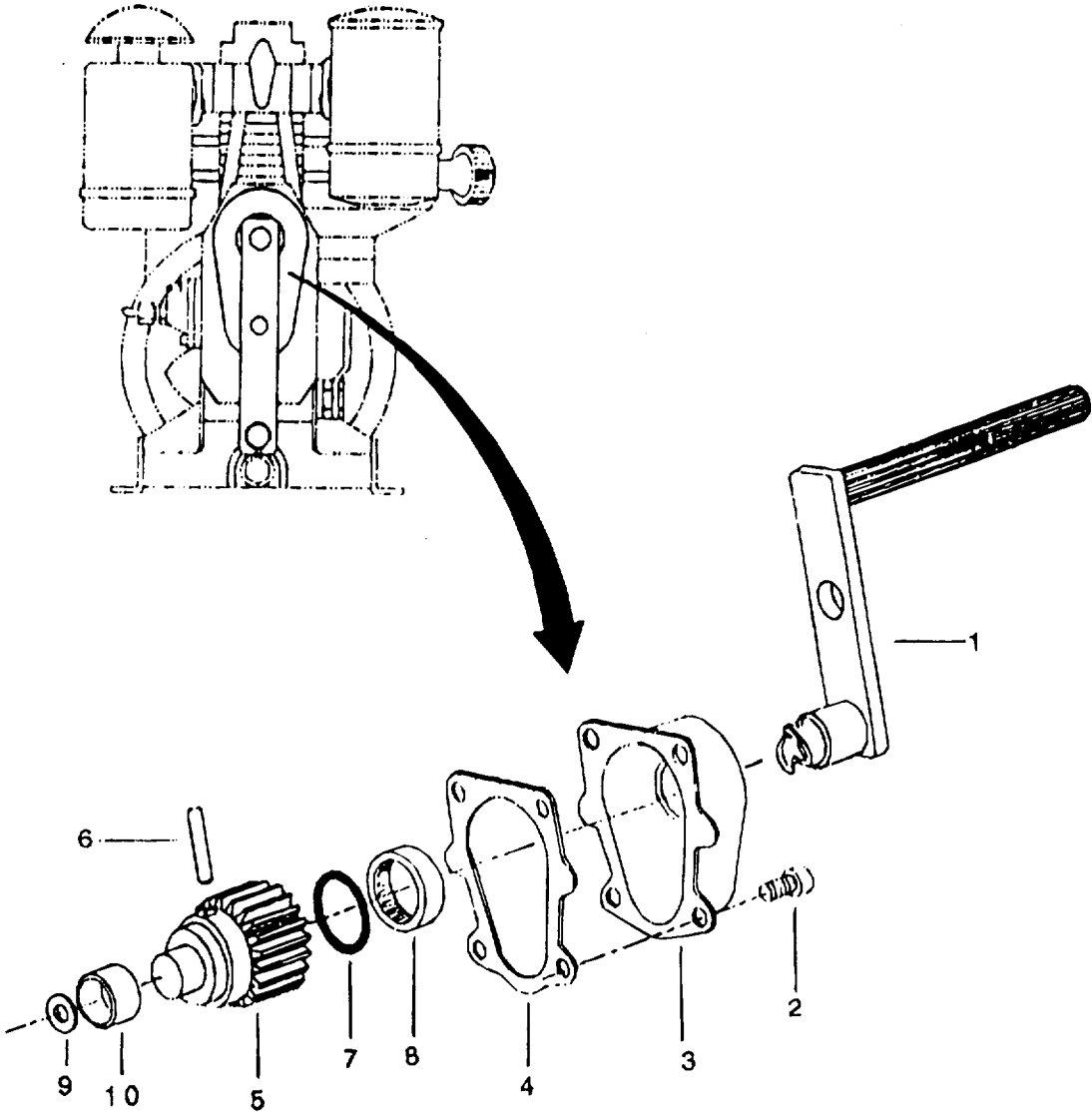


Figure 19. Hand Cranking Assembly

SECTION 2

TM 5-4310-393-24P

(1) ITEM NO	(2) SMR CODE	(3) CAGEC	(4) PART NUMBER	(5) DESCRIPTION AND USABLE ON CODES (UOC)	(6) QTY
-------------------	--------------------	--------------	-----------------------	--	------------

GROUP 02 DIESEL ENGINE, ENG-0040

FIGURE 19 HAND CRANKING ASSEMBLY

1	XDOZZ	57328	HAN-0029	• CRANK, HAND.....	1
2	XDFZZ	61080	500 534 00	• SCREW, CAP, SOCKET HEAD	4
3	XDFZZ	61080	003 137 01	• HOUSING, MECHANICAL DRIVE	1
4	PAFZZ	61080	032 100 00	• GASKET	1
5	XDFFF	61080	004 106 11	• GEAR, SPUR	1
6	XDFZZ	61080	032 620 00	•• PIN, LOCK	1
7	PAFZZ	61080	502 524 00	•• PACKING, ASSEMBLY	1
8	XDFZZ	61080	400 190 00	•• BEARING, ROLLER.....	1
9	XDFZZ	61080	400013 00	• WASHER, FLAT.....	1
10	XDFZZ	61080	400 329 00	• BUSHING, SLEEVE	1

END OF FIGURE

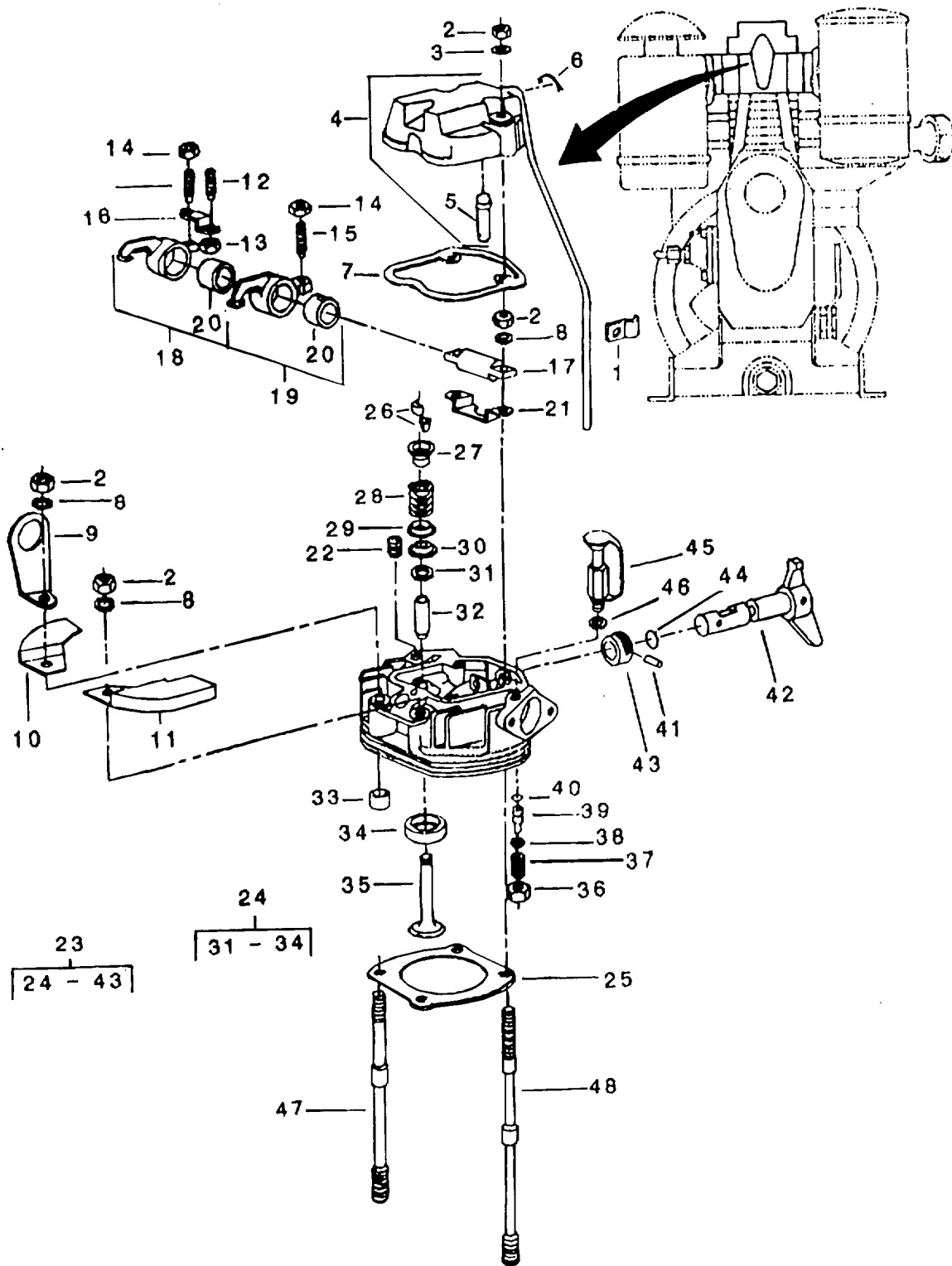


Figure 20. Cylinder Head

SECTION 2

TM 5-4310-393-24P

(1) ITEM NO	(2) SMR CODE	(3) CAGEC	(4) PART NUMBER	(5) DESCRIPTION AND USABLE ON CODES (UOC)	(6) QTY
GROUP 02 DIESEL ENGINE, ENG-0040					
FIGURE 20 CYLINDER HEAD					
1	XDFZ	61080	030 915 00	• STRAP, RETAINING	1
2	XDOZZ	61080	500 234 00	• NUT, PLAIN, HEX.....	6
3	XDOZZ	61080	500 035 00	• WASHER, SPRING, TENSION.....	2
4	XDOZZ	61080	003 138 02	• COVER, ENGINE PUPPET VALVE ROCKER.....	1
5	XDFFF	61080	003 620 04	•• VALVE, CHECK	1
6	XDFFF	61080	035 890 00	• LABEL, DIRECTION ARROW	1
7	XDOZZ	61080	032 039 02	• GASKET	1
8	XDFZZ	61080	037 663 00	• WASHER, FLAT	4
9	XDFZZ	61080	034 578 00	• BRACKET, ENGINE ACCESSORY.....	1
10	XDFZZ	61080	030 665 01	• COVER, ACCESS	1
11	XDFZZ	61080	030 664 01	• COVER, ACCESS	1
12	XDOZZ	61080	030 220 01	• SETSCREW.....	1
13	XDOZZ	61080	501 444 00	• NUT, PLAIN, HEX	1
14	XDOZZ	61080	031 731 00	• NUT, PLAIN, HEX	2
15	XDOZZ	61080	030 037 00	• SETSCREW.....	2
16	XDOZZ	61080	030 600 02	• BRACKET, DOUBLE ANGLE	1
17	XDOZZ	61080	030 615 01	• SHAFT, STRAIGHT	1
18	XDFZZ	61080	006 142 01	• ROCKER ARM ASSEMBLY, ENGINE.....	1
19	XDFZZ	61080	006 143 01	• ROCKER ARM ASSEMBLY, ENGINE.....	1
20	XDFZZ	61080	034 301 00	•• BUSHING, SLEEVE	2
21	XDFZZ	61080	030 925 00	• CLAMP, ROCKER SHAFT	1
22	XDFZZ	61080	500 437 00	• PLUG, PIPE	1
23	PAFZZ	61080	009 076 01	• CYLINDER HEAD DIESEL ENGINE	1
24	PAFZZ	61080	007 401 21	• CYLINDER HEAD DIESEL ENGINE	1
25	PAFZZ	61080	037 703 00	• GASKET, 0.30m.....	1
	PAFZZ	61080	035 818 00	GASKET, 0.40mm	1
	PAFZZ	61080	035 819 00	GASKET, 0.50mm	1
	PAFZZ	61080	035 820 00	GASKET, 0.60mm	1
	PAOZZ	61080	035 821 00	GASKET, 0.70mm	1
	PAOZZ	61080	035 822 00	GASKET, 0.80mm	1
26	XDOZZ	61080	031 719 10	•• COLLET, MACHINE	2
27	MOOZZ	61080	030 605 01	•• SEAT, HELICAL COMPRESSION SPRING.....	2
28	XDOZZ	61080	032 081 00	•• SPRING, HELICAL COMPRESSION.....	2
29	XDFZZ	61080	032 084 00	•• SEAT, HELICAL COMPRESSION SPRING.....	2
30	XDFZZ	61080	032 080 01	•• VALVE PLATE	2
31	XDFZZ	61080	037 538 00	••• SPACER, RING	2
32	XDFZZ	61080	032 082 10	••• GUIDE, VALVE STEM.....	2
33	XDOZZ	61080	500 357 00	••• PIN, SPRING	2
34	XDOZZ	61080	021 373 02	••• SEAT, VALVE	1
35	XDFZZ	61080	032 080 01	•• VALVE, POPPET, ENGINE	2
36	PAOZZ	61080	500 238 00	•• NUT, PLAIN, HEX	1
37	MOOZZ	61080	030 611 00	•• PIN, STRAIGHT, THREADED	1
38	XDOZZ	61080	500 426 00	•• WASHER, SPRING TENSION.....	1
39	XDFZZ	61080	030 638 00	•• PIN, SHOULDER, HEADLESS	1
40	XDFZZ	61080	501 542 00	•• PACKING, PREFORMED	1
41	XDFZZ	61080	500 341 00	•• PIN, SPRING	1

42	XDFZZ	61080	007 468 00	•• LEVER, MANUAL CONTROL	1
43	XDOZZ	61080	035 706 00	•• CAM, CONTROL	1
44	MOOZZ	61080	501 543 00	• PACKING, PREFORMED.....	1
45	XDOZZ	61080	003 618 01	• CUP, PRIMING	1
46	XDFZZ	61080	500 011 00	• GASKET	1
47	XDFZZ	61080	032 077 01	• STUD, RECESSED AND STEPPED.....	2
48	XDFZZ	61080	032 076 00	• STUD, RECESSED AND STEPPED.....	2

END OF FIGURE

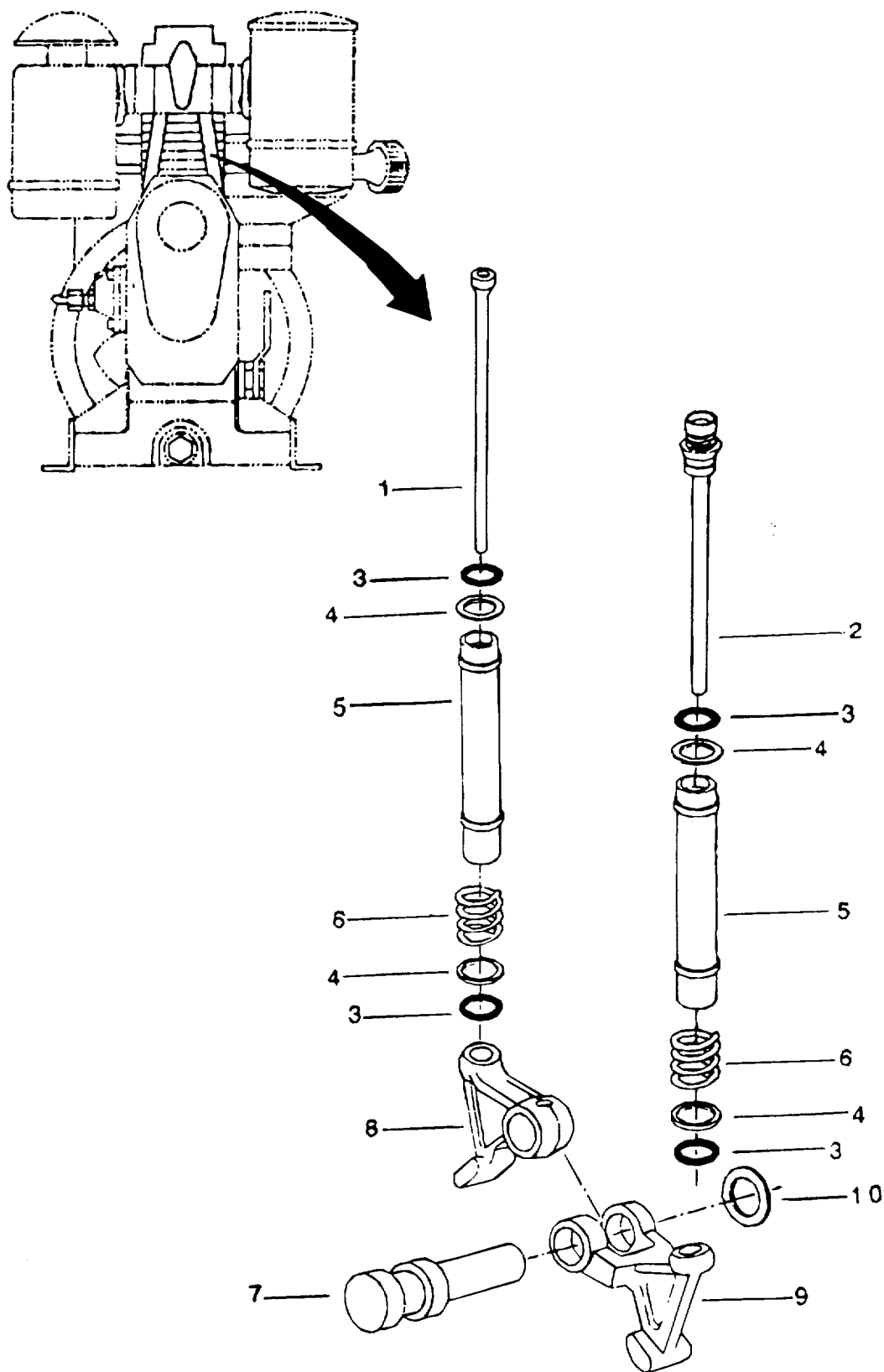


Figure 21. Push-rods and Camfollowers Assembly

SECTION 2

TM 5-4310-393-24P

(1) ITEM NO	(2) SMR CODE	(3) CAGEC	(4) PART NUMBER	(5) DESCRIPTION AND USABLE ON CODES (UOC)	(6) QTY
-------------------	--------------------	--------------	-----------------------	--	------------

GROUP 02 DIESEL ENGINE, ENG-0040

FIGURE 21 PUSH-RODS AND CAMFOLLOWERS ASSEMBLY

1	XDFZZ	61080	030 639 01	• PUSH ROD, ENGINE POPPET VALVE	1
2	XDFZZ	61080	009 026 00	• PUSH ROD, ENGINE POPPET VALVE	1
3	PAFZZ	61080	502 880 00	• PACKING, PREFORMED	4
4	XDFZZ	61080	032 091 01	• WASHER, FLAT	4
5	XDFZZ	61080	032 090 02	• CONNECTING, LINK, RIGID	2
6	XDFZZ	61080	031 851 00	• SPRING, HELICAL, COMPRESSION	2
7	XDFZZ	61080	030 597 00	• SHAFT, SHOULDERED	1
8	XDFZZ	61080	030 634 01	• TAPPET, ENGINE POPPET, VALVE	1
9	XDFZZ	61080	030 633 01	• TAPPET, ENGINE POPPET, VALVE	1
10	XDFZZ	61080	031 698 00	• WASHER, FLAT	1

END OF FIGURE

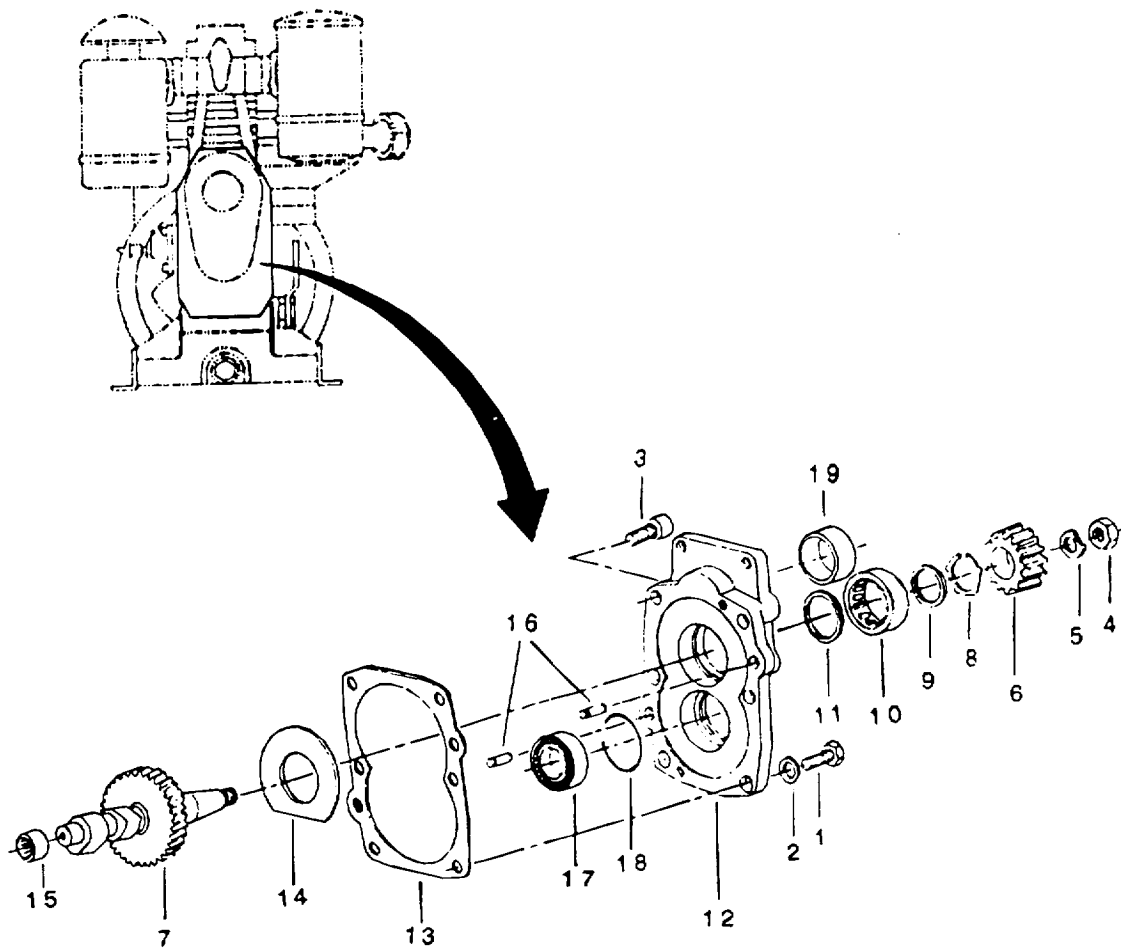


Figure 22. Timing Gears and Cover

SECTION 2

TM 5-4310-393-24P

(1) ITEM NO	(2) SMR CODE	(3) CAGEC	(4) PART NUMBER	(5) DESCRIPTION AND USABLE ON CODES (UOC)	(6) QTY
-------------------	--------------------	--------------	-----------------------	--	------------

GROUP 02 DIESEL ENGINE, ENG-0040

FIGURE 22 TIMING GEARS AND COVER

1	XDFZZ	61080	500 292 00	• SCREW, CAP, HEX HEAD.....	4
2	PAFZZ	61080	500 010 00	• GASKET	4
3	XDFZZ	61080	500 538 00	• SCREW, CAP, HEX HEAD.....	2
4	XDFZZ	61080	500 245 00	• NUT, HEX.....	1
5	XDFZZ	61080	500 032 00	• WASHER, WAVE	1
6	XDFZZ	61080	031 124 10	• GEAR	1
7	XDFZZ	61080	034 300 00	• CAMSHAFT.....	1
8	XDFZZ	61080	400 379 00	• RING, RETAINING.....	1
9	XDFZZ	61080	032 780 00	• SHAFT SPACER	1
10	XDFDD	61080	500 622 00	• BEARING UNIT, ROLLER	1
11	XDFZZ	61080	400 337 00	•• SHAFT SPACER	1
12	XDFFF	61080	003 623 10	• TIMING COVER	1
13	PAFZZ	61080	032 092 02	• TIMING COVER GASKET	1
14	XDFZZ	61080	032 093 00	• SPACER.....	1
15	XDFZZ	61080	400 368 00	• BEARING	1
16	XDFZZ	61080	031 693 00	• DOWEL PIN.....	2
17	XDFZZ	61080	500 129 00	• BEARING UNIT, BALL.....	1
18	PAFZZ	61080	036 124 00	•• INTERIM RING.....	1
19	XDFZZ	61080	400 329 00	• BUSHING.....	1

END OF FIGURE

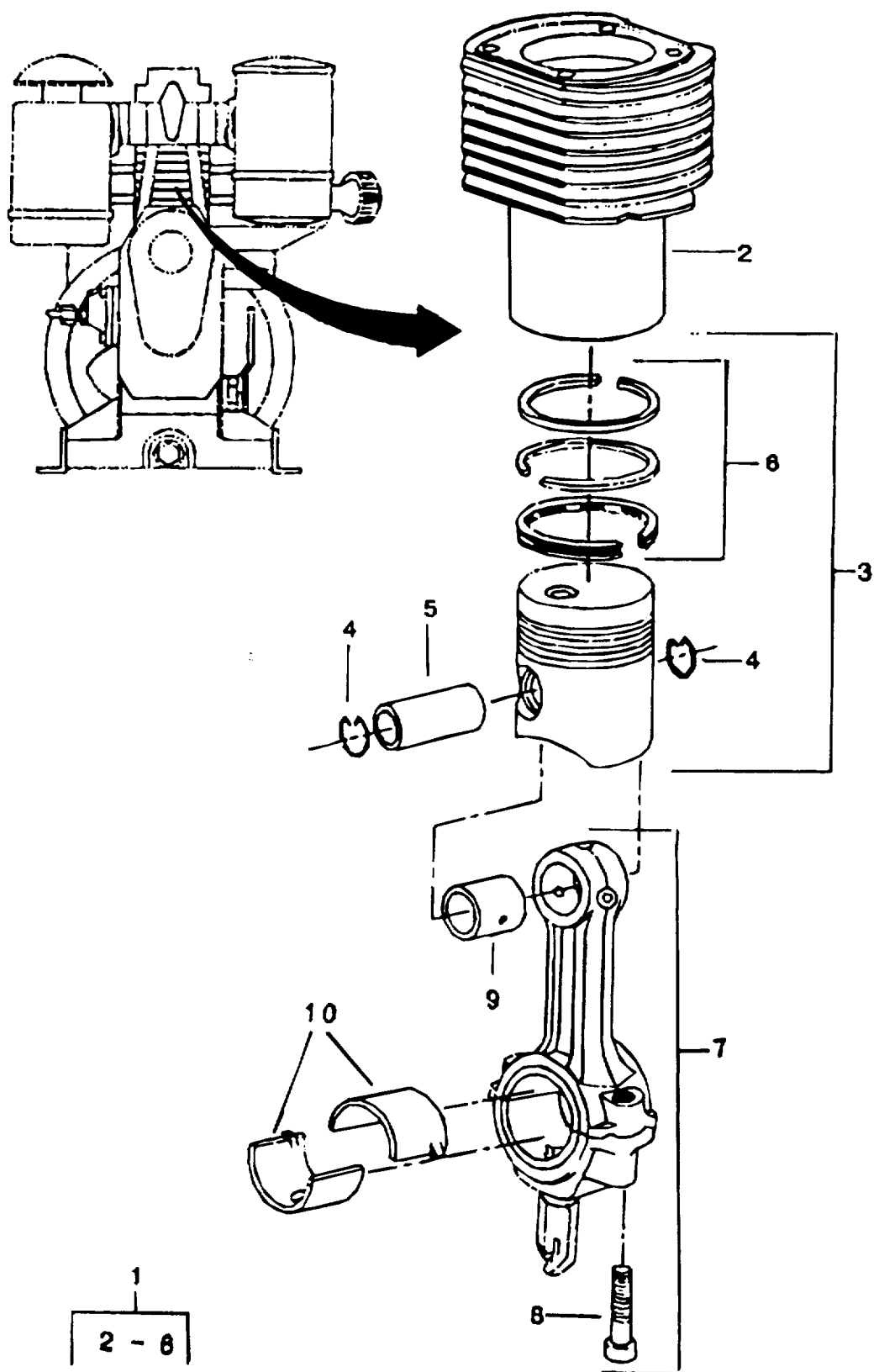


Figure 23. Connecting Rod, Piston and Cylinder

SECTION 2

TM 5-4310-393-24P

(1) ITEM NO	(2) SMR CODE	(3) CAGEC	(4) PART NUMBER	(5) DESCRIPTION AND USABLE ON CODES (UOC)	(6) QTY
-------------------	--------------------	--------------	-----------------------	--	------------

GROUP 02 DIESEL ENGINE, ENG-0040

FIGURE 23 CONNECTING ROD, PISTON AND CYLINDER

1	XDFZZ	61080	009 127 00	• PISTON & CYLINDER ASSEMBLY	1
2	PAFZZ	61080	035 883 00	• PISTON CYLINDER	1
3	XDFZZ	61080	009 041 03	• PISTON ASSEMBLY	1
4	XDFZZ	61080	500 206 00	• RETAINING RING	2
5	XDFZZ	61080	501 075 00	• WRIST PIN.....	1
6	XDFZZ	61080	009 043 00	• PISTON RING SET	1
7	XDFZZ	61080	003 613 01	• CONNECTING ROD ASSEMBLY	1
8	XDFZZ	61080	033 937 00	• SOCKET HEAD CAP SCREW.....	2
9	XDFZZ	61080	032 069 00	• BUSHING	1
10	XDFDD	61080	032 067 00	• BEARING, SHELL	1

END OF FIGURE

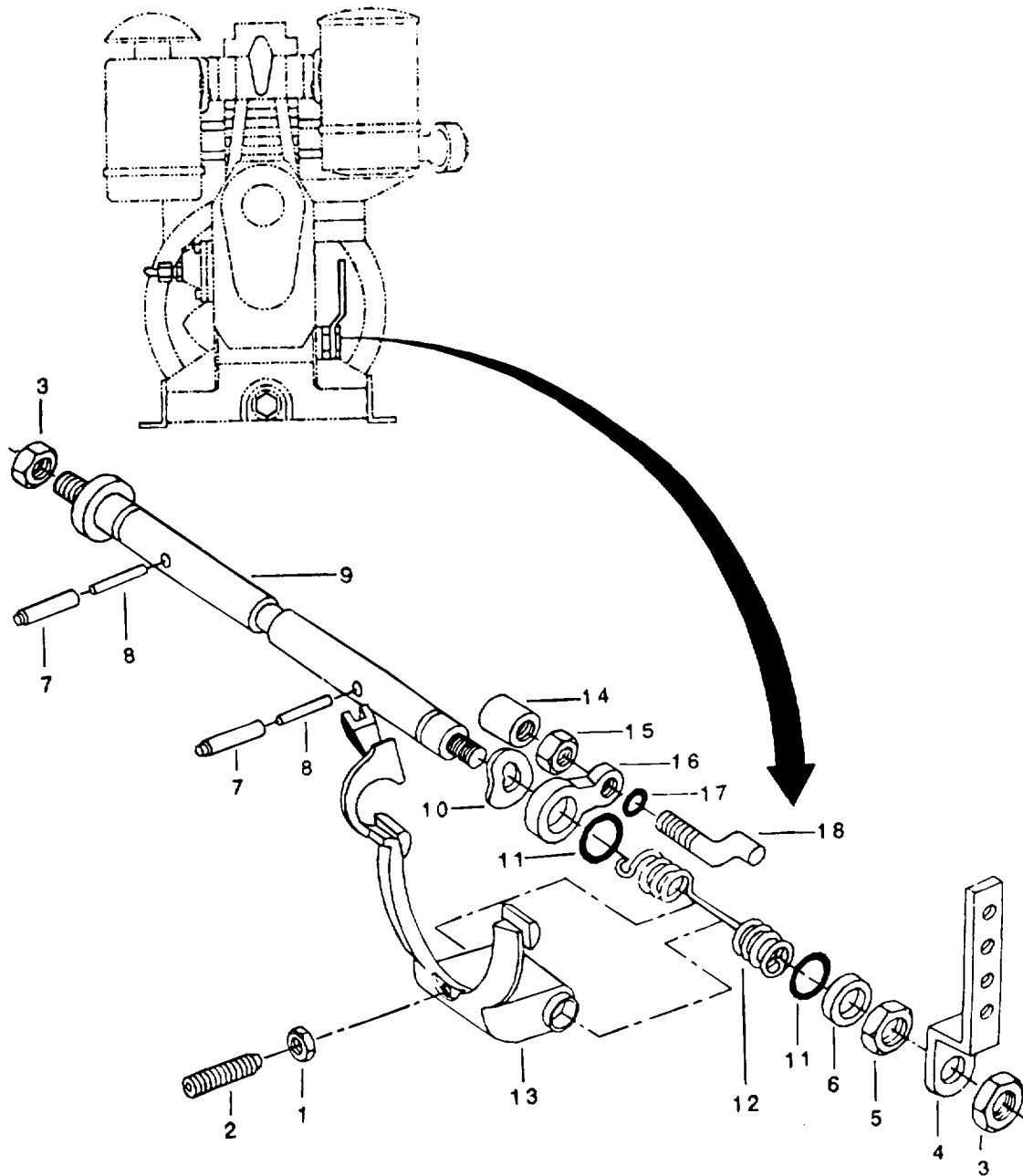


Figure 24. Throttle Control

SECTION 2

TM 5-4310-393-24P

(1) ITEM NO	(2) SMR CODE	(3) CAGEC	(4) PART NUMBER	(5) DESCRIPTION AND USABLE ON CODES (UOC)	(6) QTY
-------------------	--------------------	--------------	-----------------------	--	------------

GROUP 02 DIESEL ENGINE, ENG-0040

FIGURE 24 THROTTLE CONTROL

1	XDFZZ	61080	501 444 00	• HEX NUT	1
2	PAFZZ	61080	500 042 00	• SETSCREW, SOCKET	1
3	XDFZZ	61080	500 235 00	• HEX NUT	2
4	XDFZZ	61080	032 060 00	• THROTTLE LEVER	1
5	XDFZZ	61080	032 061 00	• HEX NUT	1
6	XDFZZ	61080	031 462 01	• FRICTION DISC	1
7	XDFZZ	61080	500 349 00	• SPRING DOWEL SLEEVE	2
8	XDFZZ	61080	500 343 00	• SPRING DOWEL SLEEVE	2
9	XDFZZ	61080	004 273 03	• THROTTLE CONTROL SHAFT	1
10	XDFDD	61080	500 036 00	• WAVE WASHER	1
11	XDFZZ	61080	400 223 00	• O-RING	2
12	XDFFF	61080	032 057 04	• SPRING, GOVERNOR	1
13	PAFZZ	61080	003 087 04	• GOVERNOR LEVER	1
14	XDFZZ	61080	032 058 00	• CAP	1
15	XDFZZ	61080	500 229 00	• HEX NUT	1
16	XDFZZ	61080	031 049 01	• PLATE	1
17	XDFZZ	61080	400 217 00	• O-RING	1
18	PAFZZ	61080	030 604 03	• ECCENTRIC PIN	1

END OF FIGURE

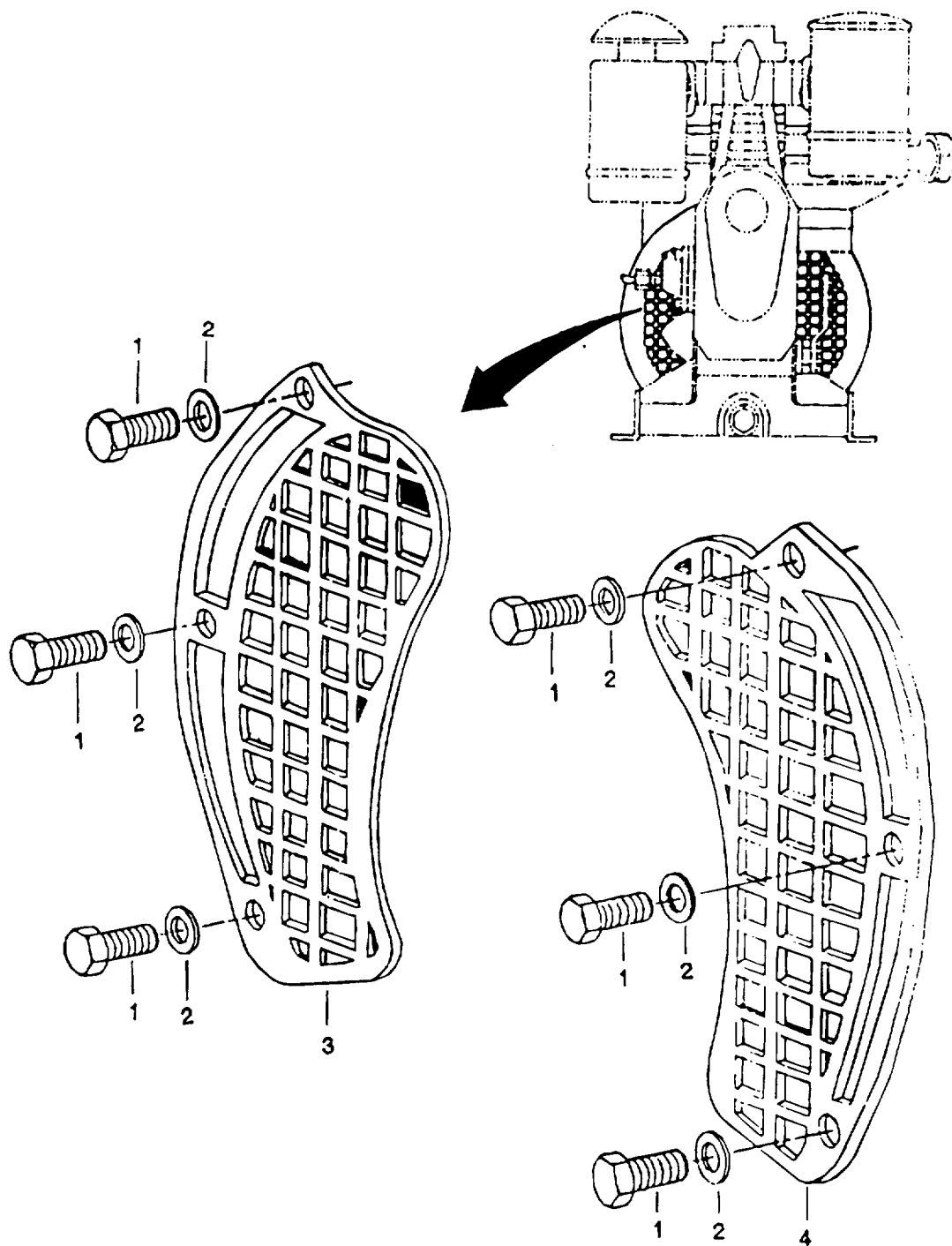


Figure 25. Impeller Guards

SECTION 2

TM 5-4310-393-24P

(1) ITEM NO	(2) SMR CODE	(3) CAGEC	(4) PART NUMBER	(5) DESCRIPTION AND USABLE ON CODES (UOC)	(6) QTY
-------------------	--------------------	--------------	-----------------------	--	------------

GROUP 02 DIESEL ENGINE, ENG-0040

FIGURE 25 IMPELLER GUARDS

1	XDFZZ	57328	SCR-0106	• HEX HEAD CAP SCREW	6
2	PAFZZ	57328	WAS-0024	• WASHER, FLAT	6
3	XDFZZ	61080	037 085 00	• BLOWER GUARD, LEFT	1
4	XDFZZ	61080	036 853 00	• BLOWER GUARD, RIGHT	1

END OF FIGURE

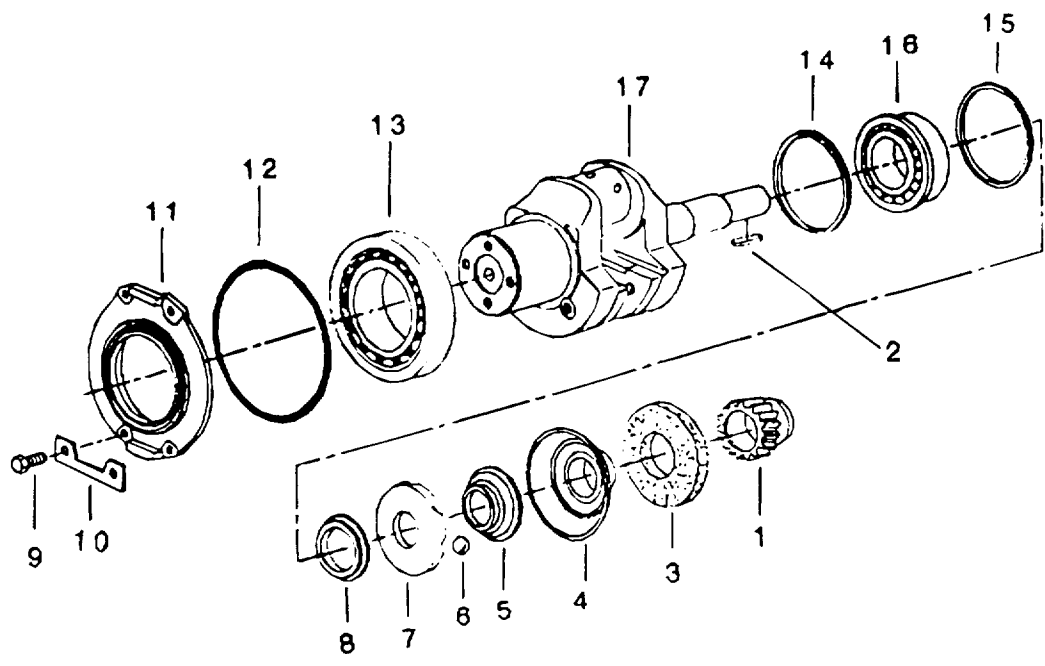


Figure 26. Crankshaft

SECTION 2

TM 5-4310-393-24P

(1) ITEM NO	(2) SMR CODE	(3) CAGEC	(4) PART NUMBER	(5) DESCRIPTION AND USABLE ON CODES (UOC)	(6) QTY
-------------------	--------------------	--------------	-----------------------	--	------------

GROUP 02 DIESEL ENGINE, ENG-0040

FIGURE 26 CRANKSHAFT

1	XDFZZ	61080	030 648 01	• GEAR/SHAFT	1
2	PAFZZ	61080	500 111 00	• SHAFT KEY	1
3	XDFZZ	61080	030 045 01	• DISC.....	1
4	XDFZZ	61080	007 420 00	• BALL SHELL	1
5	XDFZZ	61080	031 700 02	• INNER RACE	1
	XDFZZ	61080	500 100 00	• PRECISION BALL	4
7	XDFZZ	61080	030 066 02	• BALL DISC	1
8	XDFZZ	61080	032 066 00	• SPACER.....	1
9	XDFZZ	61080	500 255 00	• HEX HEAD CAP SCREW.....	4
10	XDFDD	61080	032 059 01	• PLATE	2
11	XDFZZ	61080	005 630 01	•• COVER, BEARING	1
12	XDFFF	61080	501 540 00	• O-RING.....	1
13	PAFZZ	61080	500 471 00	• ROLLER BEARING.....	1
14	XDFZZ	61080	500 362 00	• RETAINING RING	1
15	XDFZZ	61080	033 804 00	• SHAFT SPACER, 0.10mm	1
		61080	033 805 00	SHAFT SPACER, 0.20mm	1
		61080	033 806 00	SHAFT SPACER, 0.30mm	1
		61080	033 807 00	SHAFT SPACER, 0.40 m	1
		61080	033 808 00	SHAFT SPACER, 0.50mm	1
16	XDFZZ	61080	500 477 00	• ROLLER BEARING.....	1
17	XDFZZ	61080	003 612 02	• CRANKSHAFT	1

END OF FIGURE

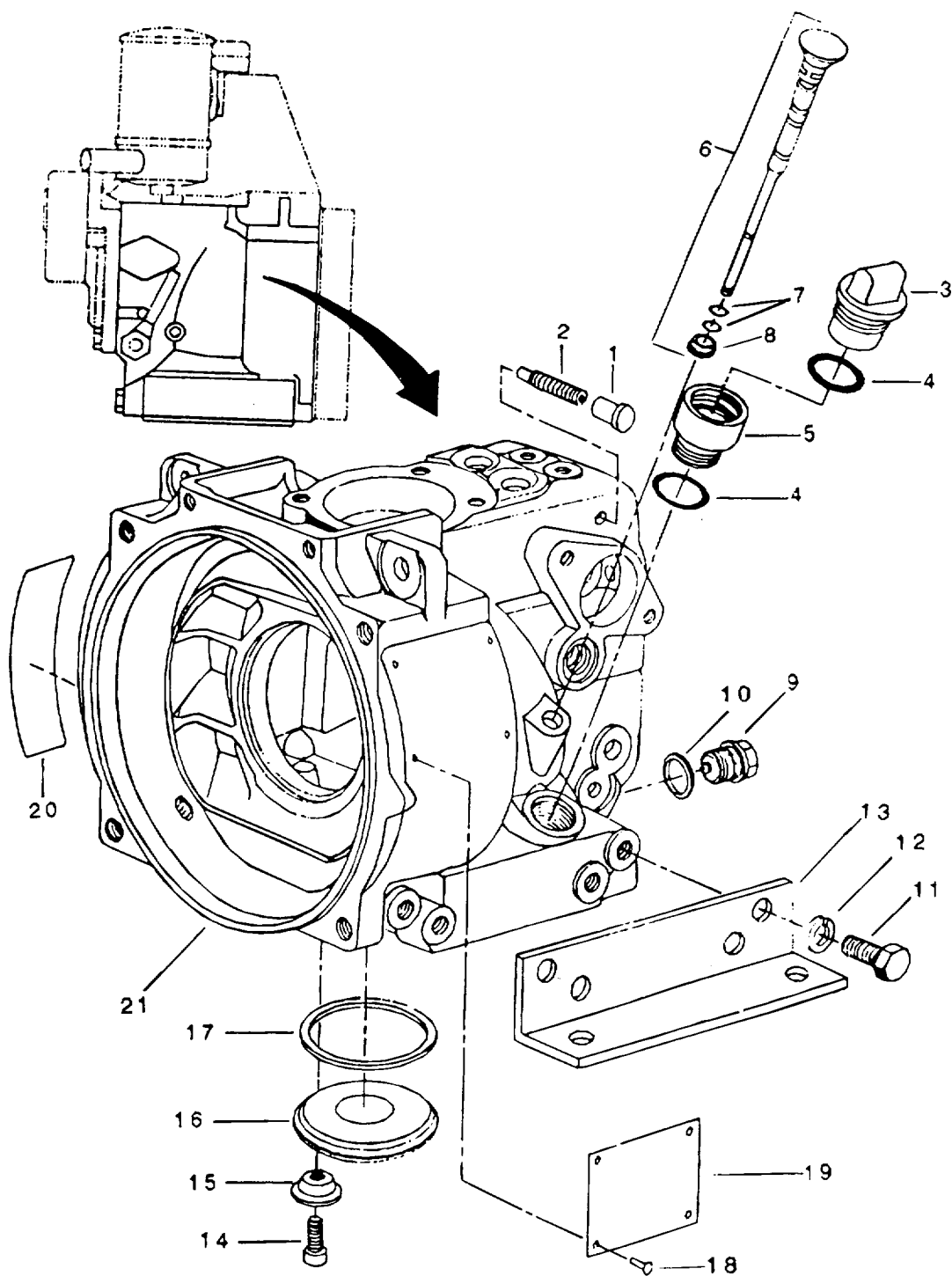


Figure 27. Crankcase

SECTION 2

TM 5-4310-393-24P

(1) ITEM NO	(2) SMR CODE	(3) CAGEC	(4) PART NUMBER	(5) DESCRIPTION AND USABLE ON CODES (UOC)	(6) QTY
-------------------	--------------------	--------------	-----------------------	--	------------

GROUP 02 DIESEL ENGINE, ENG-0040

FIGURE 27 CRANKCASE

1	XDFFZ	61080	400 397 01	• CAP	1
2	XDOZZ	61080	500 621 00	•• SETSCREW, SOCKET	1
3	XDOZZ	61080	030 690 04	•• OIL FILL PLUG.....	1
4	XDOZZ	61080	501 538 00	•• O-RING	2
5	XDFFF	61080	036 584 00	•• ADAPTER, PIPE	1
6	XDFFF	61080	003 088 02	•• OIL DIPSTICK ASSEMBLY	1
7	XDOZZ	61080	400 220 00	•• O-RING.....	2
8	XDFZZ	61080	503 244 00	•• DIPSTICK SEAL	1
9	XDFZZ	61080	031 691 03	•• OIL DRAIN PLUG.....	1
10	XDFZZ	61080	500 015 00	•• COPPER GASKET.....	1
11	XDFZZ	61080	500 292 00	•• HEX HEAD CAP SCREW.....	8
12	XDOZZ	61080	500 029 00	•• WAVE WASHER	8
13	XDOZZ	61080	030 621 00	•• MOUNTING FOOT.....	2
14	XDOZZ	61080	500 504 00	•• SOCKET HEAD CAP SCREW.....	4
15	XDOZZ	61080	032 062 00	•• CAP	4
16	XDOZZ	61080	032 056 02	•• COVER	1
17	XDOZZ	61080	400 238 00	•• GASKET	1
18	XDFZZ	61080	400 025 00	•• POP RIVET	4
19	XDFZZ	61080	033 255 04	•• LABEL, ENGINE DATA PLATE	1
20	XDFZZ	61080	033 225 10	•• LABEL, STARTING INSTRUCTIONS.....	1
21	XDFZZ	61080	009 128 00	•• ENGINE CRANKCASE	1

END OF FIGURE

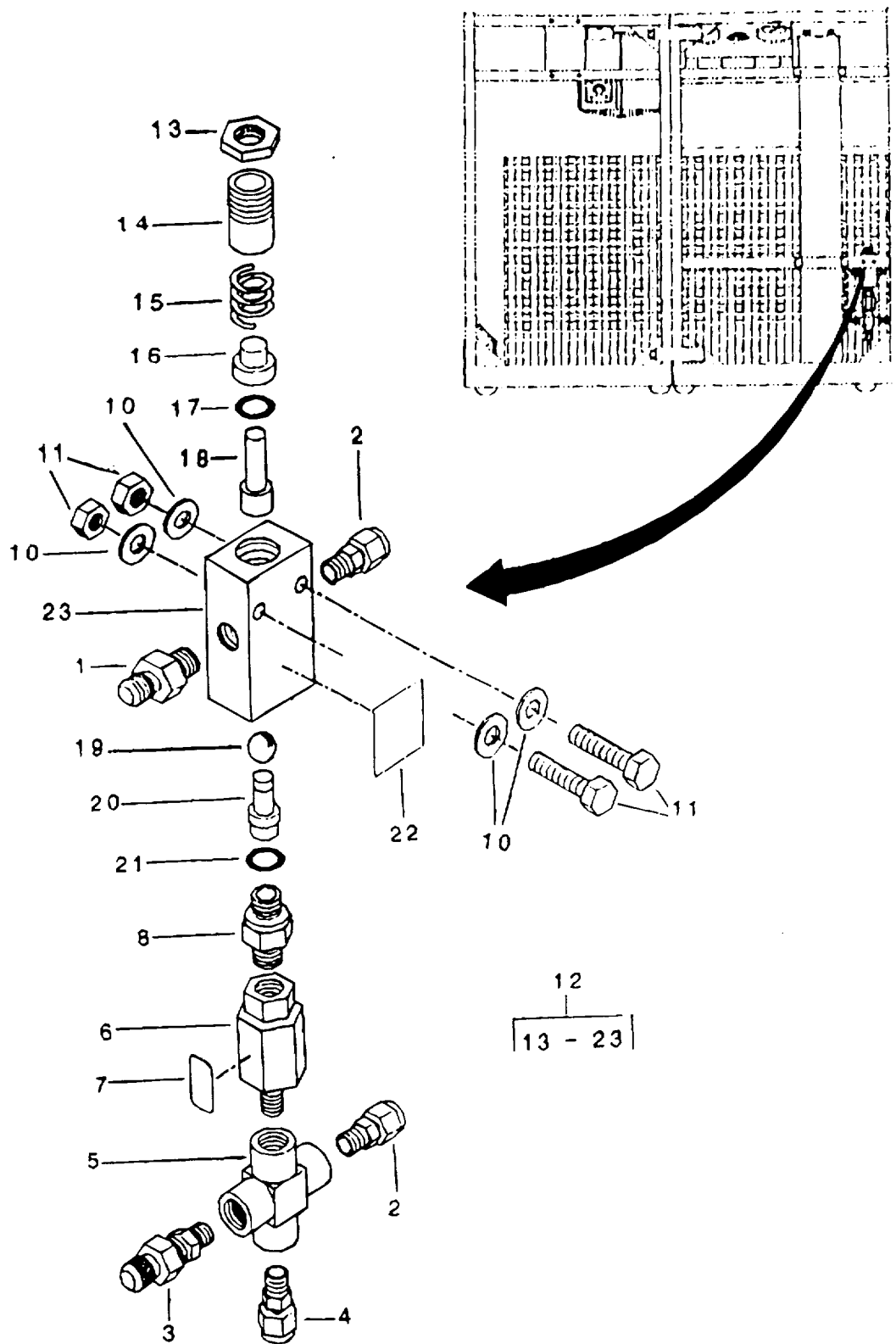


Figure 28. Pressure Maintaining Valve

SECTION 2

TM 5-4310-393-24P

(1) ITEM NO	(2) SMR CODE	(3) CAGEC	(4) PART NUMBER	(5) DESCRIPTION AND USABLE ON CODES (UOC)	(6) QTY
-------------------	--------------------	--------------	-----------------------	--	------------

GROUP 03 PURIFICATION SYSTEM

FIGURE 28 PRESSURE MAINTAINING VALVE

1	XDFFZ	57328	CON-0039SS	• HOSE CONNECTOR	1
2	PAOZZ	57328	CON-0035SS	•• MALE CONNECTOR	2
3	XDOZZ	57328	VAL-0037	•• BLEED VALVE	1
4	XDOZZ	57328	CON-0030SS	•• MALE CONNECTOR	1
5	XDFFF	57328	CON-0042SS	•• EQUAL CROSS	1
6	XDFFF	57328	VAL-0176	•• CHECK VALVE	1
7	XDOZZ	57328	LBL-0498	•• LABEL, "BAUER CHECK VALVE"	1
8	XDFZZ	57328	CON-0017SS	•• HEX NIPPLE CONNECTOR	1
9	XDFZZ	57328	NUT-0005	•• HEX LOCK NUT	2
10	XDFZZ	57328	WAS-0017	•• FLAT WASHER.....	4
11	XDFZZ	57328	SCR-0021	•• HEX HEAD CAP SCREW.....	2
12	PAOZZ	57328	VAL-0053	•• PRESSURE MAINTAINING VALVE	1
13	XDOZZ	0PH81	511	•• NUT, HEX.....	1
14	XDOZZ	0PH81	510-1	•• PRESSURE ADJUSTING SCREW	1
15	PAOZZ	0PH81	324-7	•• SPRING, COMPRESSION.....	1
16	XDOZZ	0PH81	568	•• SPRING GUIDE	1
17	XDOZZ	0PH81	324-8	•• O-RING.....	1
18	XDFZZ	0PH81	214	•• VALVE POPPET	1
19	XDFZZ	0PH81	324-9	•• PRECISION BALL	1
20	XDFZZ	0PH81	321	•• VALVE SEAT	1
21	XDFZZ	0PH81	324-10	•• O-RING.....	1
22	XDFZZ	57328	LBL-0433	•• LABEL, "MAXIMUM WORKING."	1
23	PAFZZ	0PH81	212	•• VALVE BODY	1

END OF FIGURE

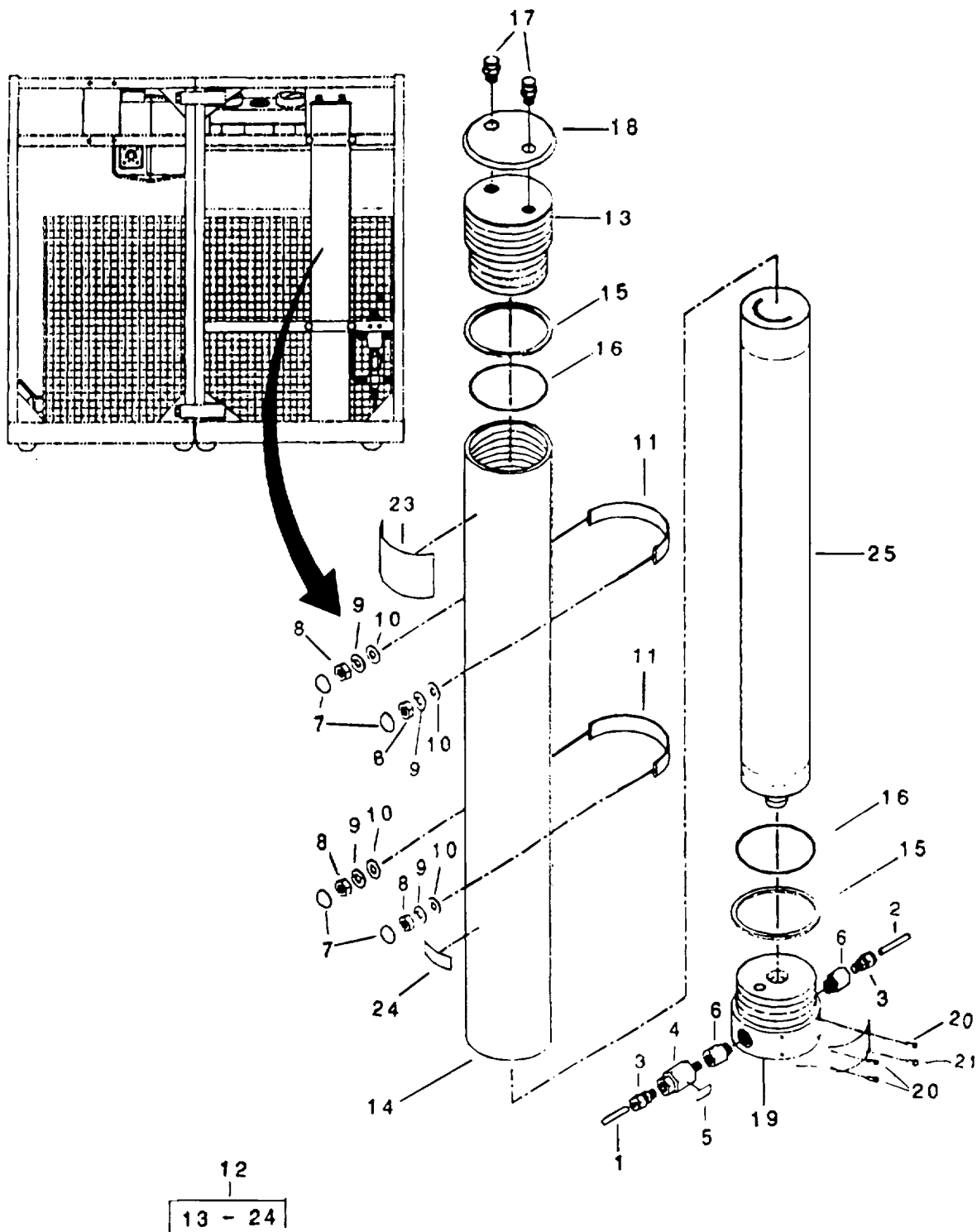


Figure 29. Purifier Chamber

SECTION 2

TM 5-4310-393-24P

(1) ITEM NO	(2) SMR CODE	(3) CAGEC	(4) PART NUMBER	(5) DESCRIPTION AND USABLE ON CODES (UOC)	(6) QTY
-------------------	--------------------	--------------	-----------------------	--	------------

GROUP 03 PURIFICATION SYSTEM

FIGURE 29 PURIFIER CHAMBER

1	XDFZ	57328	TUB-0239	• CONNECTING TUBE	1
2	XDOZZ	57328	TUB-0238	•• CONNECTING TUBE	1
3	XDOZZ	57328	CON-0030SS	•• MALE CONNECTOR	2
4	XDOZZ	57328	VAL-0007	•• CHECK VALVE	1
5	XDFFF	57328	LBL-0498	•• LABEL "BAUER CHECK VALVE"	1
6	XDFFF	57328	CON-0005SS	•• O-RING CONNECTOR	2
7	XDOZZ	57328	PLU-0063	•• SNAP-IN HOLE PLUG	4
8	XDFZZ	57328	NUT-0008	•• HEX NUT.....	4
9	XDFZZ	57328	WAS-0033	•• SPLIT LOCK WASHER.....	4
10	XDFZZ	57328	WAS-0017	•• FLAT WASHER	4
11	XDFZZ	57328	CMP-0002	•• T-BOLT CLAMP	2
12	PAOZZ	57328	058814	•• PURIFIER CHAMBER ASSEMBLY	1
13	PAOZZ	57328	061231	•• PURIFIER HEAD	1
14	PAOZZ	57328	061075	•• PURIFIER HOUSING	1
15	XDOZZ	57328	N04736	•• BACK-UP RING.....	2
16	XDOZZ	57328	N04735	•• O-RING.....	2
17	XDOZZ	57328	012293	•• TOOL POST SCREW	2
18	XDFZZ	57328	061237	•• PURIFIER COVER	1
19	XDFZZ	57328	058731	•• BOTTOM PLUG	1
20	XDFZZ	57328	N03333	•• POP RIVET	3
21	XDFZZ	57328	N03334	•• FLAT HEAD RIVET	1
22	XDFZZ	57328	065963	•• LABEL, "PURIFIER MFG. DATA"	1
23	XDFZZ	57328	090762	•• LABEL, "WARNING RELIEVE PRESSURE	1
24	XDFZZ	57328	013762	•• LABEL, "MADE IN GERMANY"	1
25	XDFZZ	57328	068416	•• PURIFIER CARTRIDGE	1

END OF FIGURE

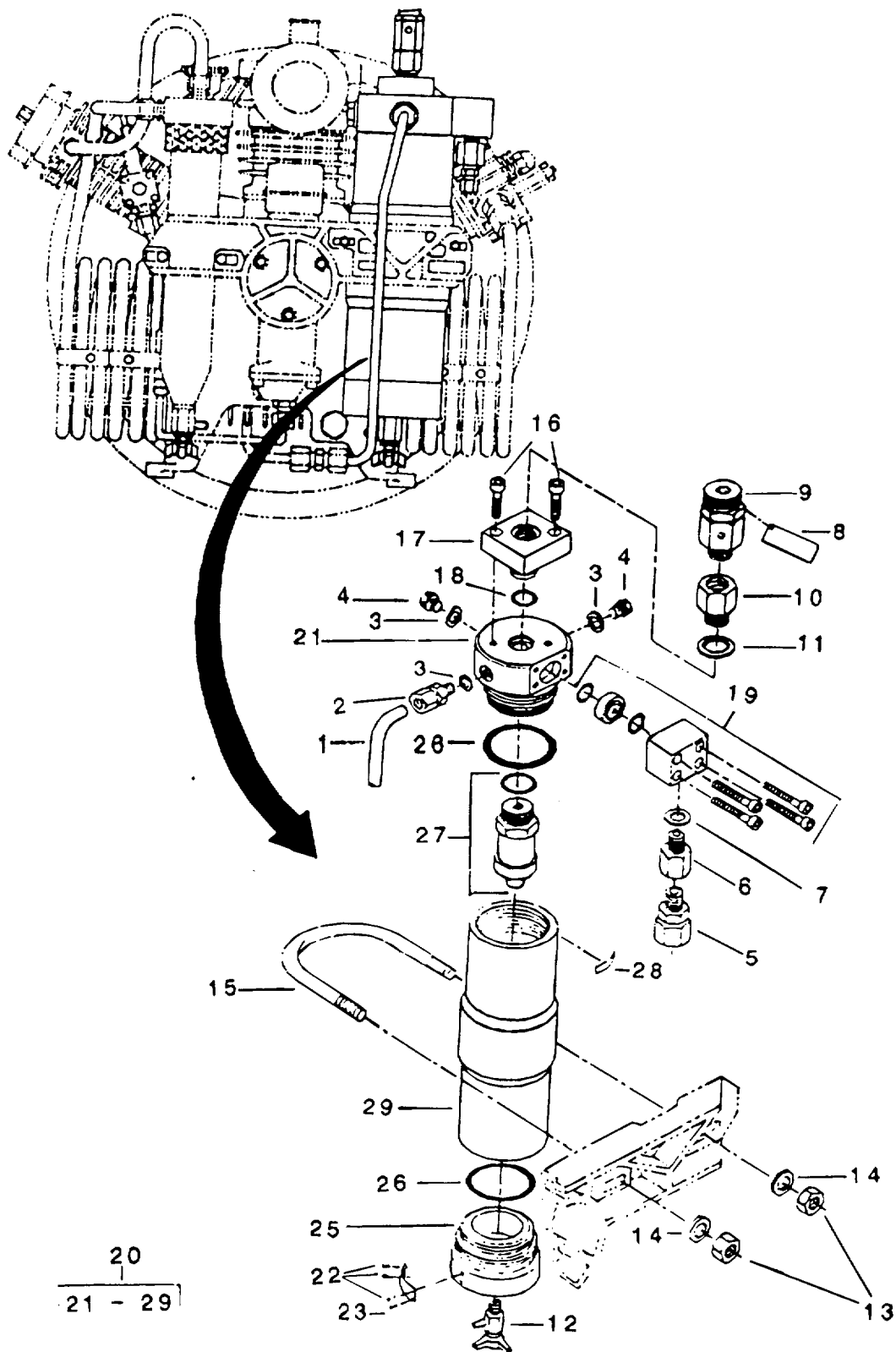


Figure 30. Final Separator

SECTION 2

TM 5-4310-393-24P

(1) ITEM NO	(2) SMR CODE	(3) CAGEC	(4) PART NUMBER	(5) DESCRIPTION AND USABLE ON CODES (UOC)	(6) QTY
GROUP 03 PURIFICATION SYSTEM					
FIGURE 30 FINAL SEPARATOR					
1	XDFZZ	57328	TUB-0241	• CONNECTING TUBE.....	1
2	XDOZZ	57328	CON-0061SS	•• MALE CONNECTOR	1
3	XDOZZ	57328	N01316	•• COPPER GASKET	3
4	XDOZZ	57328	N00052	•• HEX HEAD PIPE PLUG	2
5	XDFFF	57328	CON-0030SS	•• MALE CONNECTOR	1
6	XDFFF	57328	ADP-0021SS	•• PIPE ADAPTER	1
7	XDOZZ	57328	N04602	•• FITTING GASKET.....	1
8	XDFZZ	57328	LBL-0300	•• LABEL, "RELIEF VALVE SETTING"	1
9	XDFZZ	57328	VAL-0169	•• SAFETY VALVE	1
10	XDFZZ	57328	ADP-0020SS	•• PIPE ADAPTER	1
11	XDFZZ	57328	N04499	•• FITTING GASKET.....	1
12	XDOZZ	57328	011430	•• MANUAL DRAIN VALVE.....	1
13	XDOZZ	57328	NUT-0119	•• HEX LOCK NUT.....	2
14	XDOZZ	57328	WAS-0040	•• FLAT WASHER.....	2
15	XDOZZ	57328	058165	•• U-BOLT	1
16	XDOZZ	57328	SCR-0156	•• SOCKET HEAD CAP SCREW.....	2
17	XDOZZ	57328	064013	•• FLANGE ADAPTER	1
18	XDFZZ	57328	N04882	•• O-RING.....	1
19	XDFZZ	57328	063999	•• FLANGE ELBOW	1
20	XDFZZ	57328	091150	•• FINAL MOISTURE SEPARATOR	1
21	XDFZZ	57328	090393	•• SEPARATOR HEAD.....	1
22	XDFZZ	57328	N03333	•• POP RIVET.....	3
23	XDFZZ	57328	N03334	•• FLAT HEAD RIVET.....	1
24	XDFZZ	5-7328	065963	•• LABEL, SEPARATOR MFG. DATA	1
25	XDFZZ	57328	090394	•• SEPARATOR BOTTOM PLUG	1
26	XDFZZ	57328	N04586	•• O-RING.....	2
27	PBFZZ	57328	090395	•• SEPARATOR ELEMENT	1
28	XDFZZ	57328	013762	•• LABEL, "MADE IN GERMANY"	1
29	XDFZZ	57328	090392	•• SEPARATOR HOUSING.....	1

END OF FIGURE

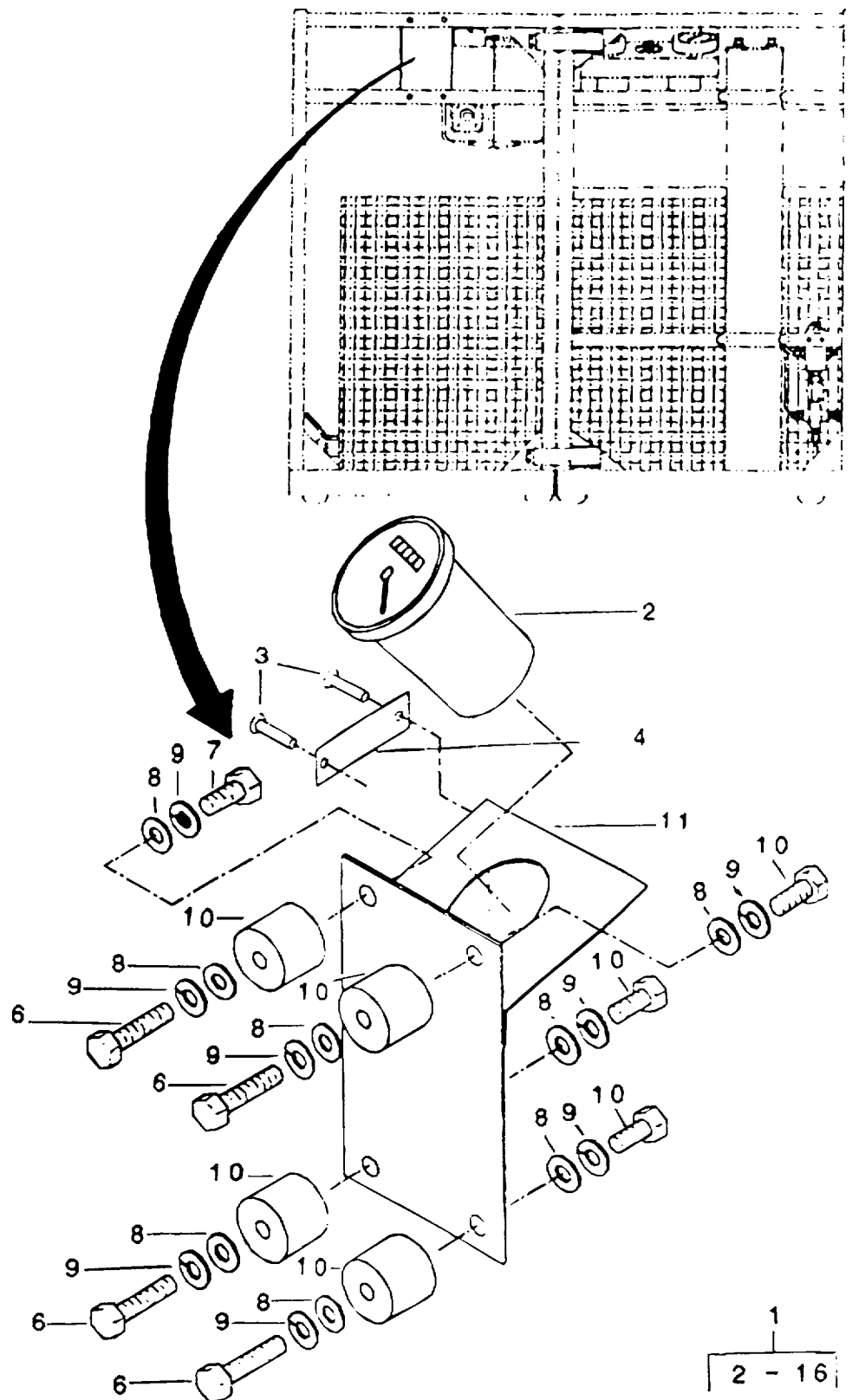


Figure 31. Instruments and Control Panel Assembly (Sheet 1 of 2)

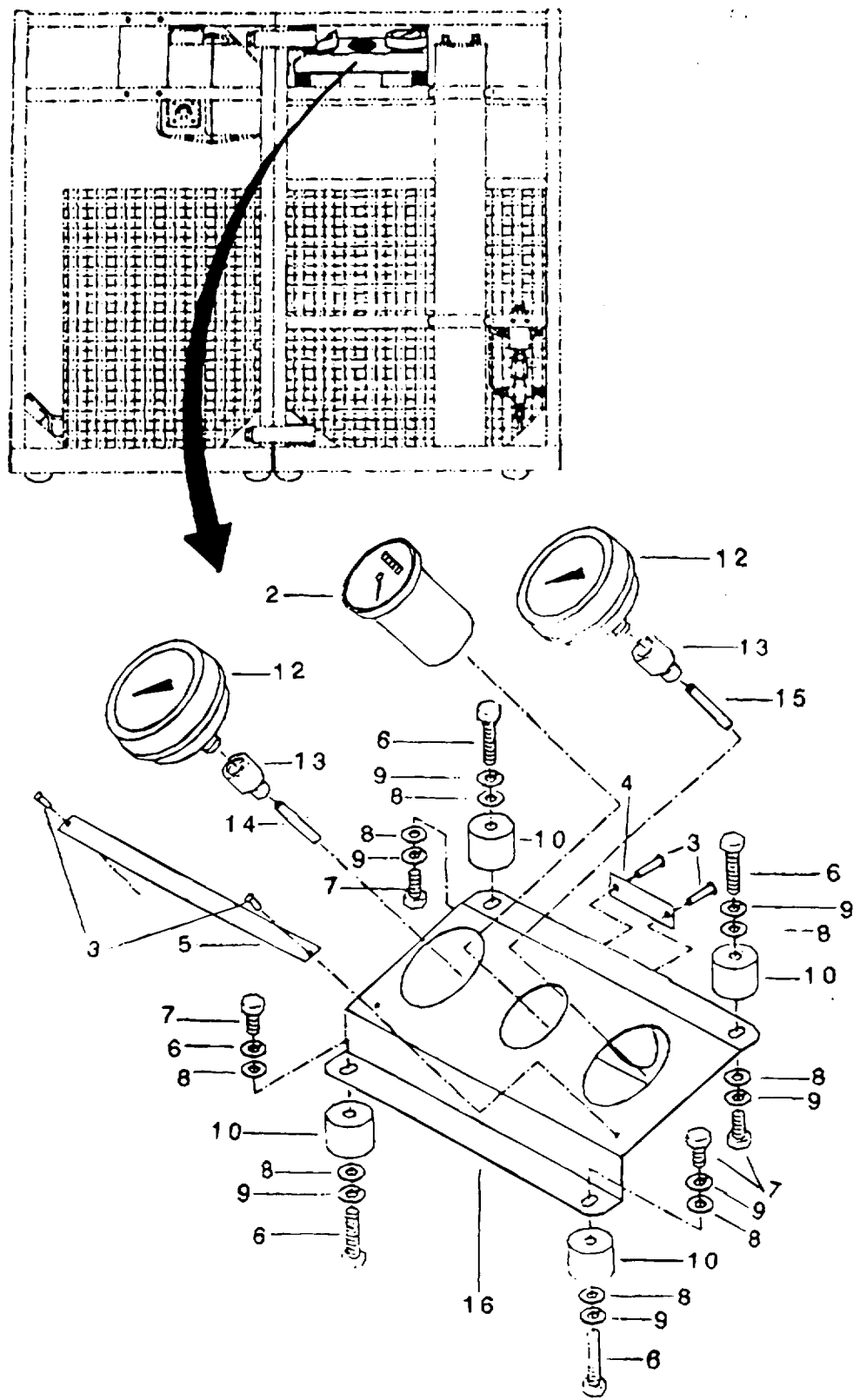


Figure 31. Instruments and Control Panel Assembly (Sheet 2 of 2)

SECTION 2

TM 5-4310-393-24P

(1) ITEM NO	(2) SMR CODE	(3) CAGEC	(4) PART NUMBER	(5) DESCRIPTION AND USABLE ON CODES (UOC)	(6) QTY
-------------------	--------------------	--------------	-----------------------	--	------------

GROUP 04 INSTRUMENTS AND CONTROL PANEL ASSEMBLY

FIGURE 31 INSTRUMENTS AND CONTROL PANEL ASSEMBLY

1	XCOFF	57328	18782-9	• INSTRUMENT GROUP	1
2	PAOZZ	57328	18782-AY	•• VIBRATION HOURMETER.....	2
3	XDOZZ	57328	RIV-0001	•• STAINLESS STEEL RIVET	6
4	XDOZZ	57328	LBL-0003	•• LABEL "HOURMETER OFF"	2
5	XDFFF	57328	LBL-0518	•• LABEL, INSTRUMENT PANEL.....	1
6	XDFFF	57328	18782-BK	•• HEX HEAD CAP SCREW	8
7	XDOZZ	57328	18782-BF	•• SOCKET HEAD CAP SCREW	8
8	XDOZZ	57328	WAS-0040	•• FLAT WASHER.....	16
9	XDFZZ	57328	WAS-0041	•• SPLIT LOCK WASHER	16
10	XDFZZ	57328	18782-BD	•• VIBRATION ELIMINATOR.....	8
11	XDFZZ	57328	BRK-0343	•• HOURMETER PANEL	1
12	XDFZZ	57328	GAG-0009SLT	•• PRESSURE GAUGE.....	2
13	XDOZZ	57328	CON-0019SS	•• FEMALE CONNECTOR.....	2
14	XDOZZ	57328	TUB-0237	•• CONNECTING TUBE	1
15	XDOZZ	57328	TUB-0236	•• CONNECTING TUBE	1
16	XDOZZ	57328	PNL-0601	•• INSTRUMENT PANEL.....	1

END OF FIGURE

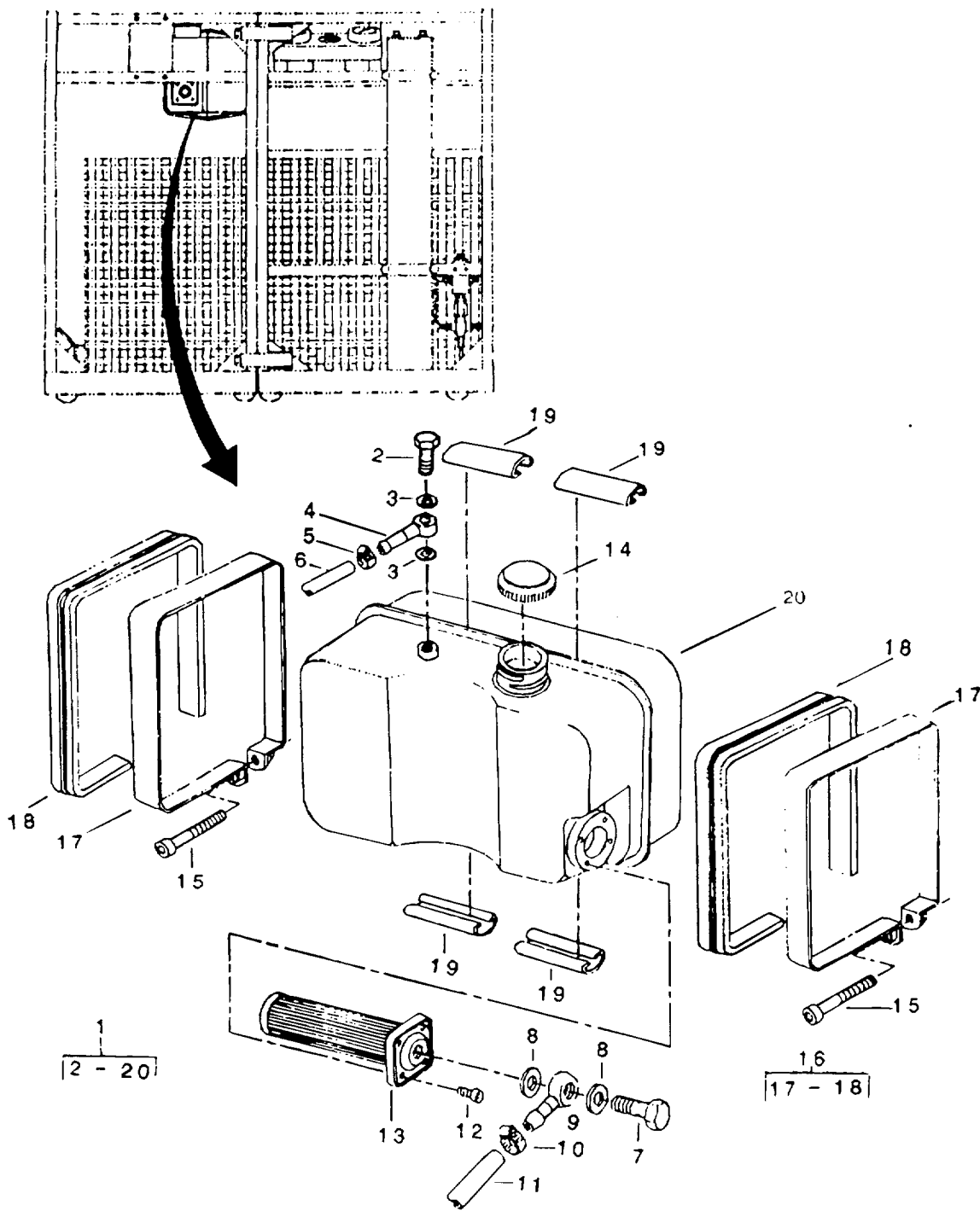


Figure 32. Diesel Fuel Tank Assembly

SECTION 2

TM 5-4310-393-24P

(1) ITEM NO	(2) SMR CODE	(3) CAGEC	(4) PART NUMBER	(5) DESCRIPTION AND USABLE ON CODES (UOC)	(6) QTY
-------------------	--------------------	--------------	-----------------------	--	------------

GROUP 05 DIESEL FUEL TANK ASSEMBLY

FIGURE 32 DIESEL FUEL TANK ASSEMBLY

1	XDFZ	57328	18782-18	• EL TANK INSTALLATION	1
2	XDOZZ	61080	500 061 00	•• BANJO BOLT.....	1
3	XDOZZ	61080	500 009 00	•• FLAT WASHER	2
4	XDOZZ	61080	500 157 00	•• SWIVEL FITTING	1
5	XDFFF	57328	CMP-0007	•• WORM GEAR HOSE CLAMP	1
6	XDFFF	57328	HOS-R-0029	•• FUEL HOSE	1
7	XDOZZ	61080	500 064 00	•• BANJO BOLT	1
8	XDFZZ	61080	500 012 00	•• FLAT WASHER	2
9	XDFZZ	61080	500 159 00	•• SWIVEL FITTING	1
10	XDFZZ	57328	CMP-0003	•• WORM GEAR HOSE CLAMP	1
11	XDFZZ	57328	HOS-R-0031	•• FUEL HOSE.....	1
12	XDOZZ	61080	500 627 00	•• SOCKET HEAD CAP SCREW.....	4
13	PAOZZ	61080	003 291 02	•• FUEL FILTER.....	1
14	XDOZZ	61080	400 327 00	•• FUEL CAP.....	1
15	XDOZZ	61080	035 377 00	•• SOCKET HEAD CAP SCREW.....	2
16	XDOZZ	61080	005 627 00	•• FUEL TANK STRAP ASSEMBLY	2
17	XDOZZ	61080	007 785 00	•• FUEL TANK STRAP	2
18	XDFZZ	61080	032 005 00	•• RUBBER STRIP	2
19	XDFZZ	61080	031 886 00	•• FUEL TANK SPACER.....	4
20	XDFZZ	61080	006 667 00	•• FUEL TANK	1

END OF FIGURE

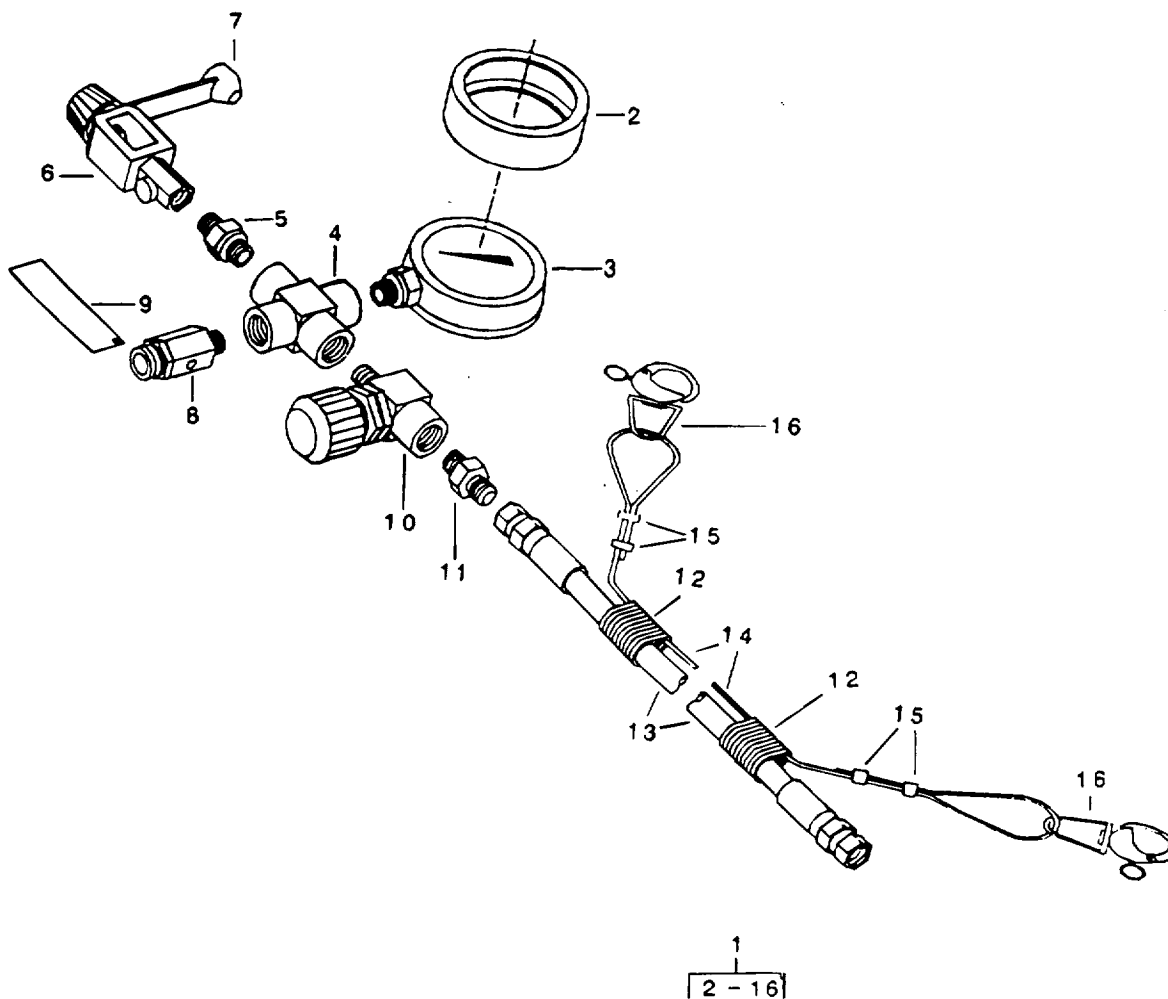


Figure 33. Charging Whip Assembly

SECTION 2

TM 5-4310-393-24P

(1) ITEM NO	(2) SMR CODE	(3) CAGEC	(4) PART NUMBER	(5) DESCRIPTION AND USABLE ON CODES (UOC)	(6) QTY
-------------------	--------------------	--------------	-----------------------	--	------------

GROUP 06 CHARGING WHIP ASSEMBLY

FIGURE 33 CHARGING WHIP ASSEMBLY

1	XDFZ	57328	18782-19	• FILL WHIP ASSEMBLY	1
2	XDOZZ	57328	CVR-0002	•• GAUGE PROTECTOR.....	1
3	XDOZZ	57328	GAG-0046	•• PRESSURE GAUGE.....	1
4	XDOZZ	57328	CON-0042SS	•• EQUAL CROSS	1
5	XDFFF	57328	CON-0017SS	•• HEX NIPPLE CONNECTOR.....	1
6	XDFFF	57328	YOK-0001	•• SCUBA FILL YOKE	1
7	XDOZZ	57328	CVR-0097	•• DUST COVER.....	1
8	XDFZZ	57328	VAL-0169	•• SAFETY VALVE	1
9	XDFZZ	57328	LBL-0300	•• LABEL "RELIEF VALVE"	1
10	XDFZZ	57328	VAL-0006	•• NEEDLE VALVE	1
11	XDFZZ	57328	CON-0039SS	•• PIPE ADAPTER	1
12	XDOZZ	57328	18782-AU	•• NYLON BRAIDED CORD	10
13	XDOZZ	57328	HOS-0056	•• TITFLEX HOSE	1
14	XDOZZ	57328	18782-AT	•• NYLON COATED CABLE	17
15	XDOZZ	57328	CON-0128	•• WIRE CRIMP	4
16	XDOZZ	57328	18782-AS	•• SWIVEL SNAP SHACKLE	2

END OF FIGURE

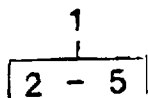
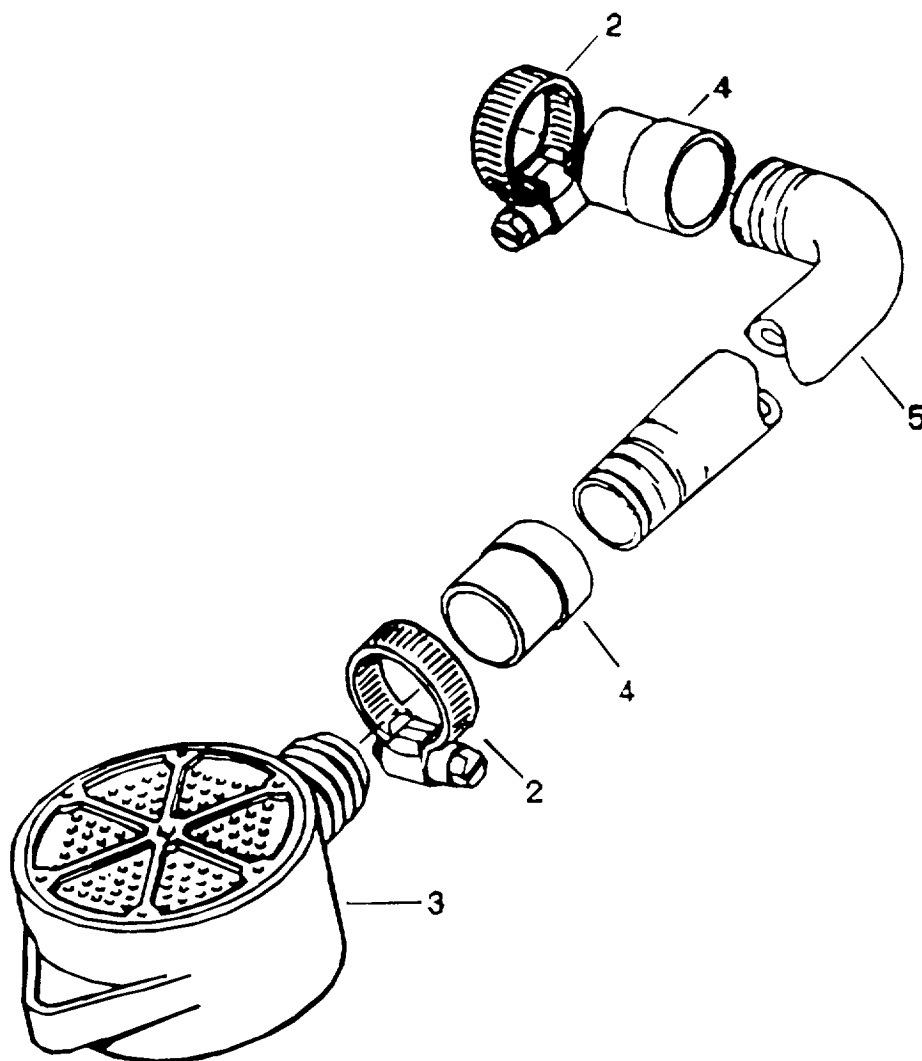


Figure 34. Intake Hose Assembly

SECTION 2

TM 5-4310-393-24P

(1) ITEM NO	(2) SMR CODE	(3) CAGEC	(4) PART NUMBER	(5) DESCRIPTION AND USABLE ON CODES (UOC)	(6) QTY
-------------------	--------------------	--------------	-----------------------	--	------------

GROUP 07 INTAKE HOSE ASSEMBLY

FIGURE 34 INTAKE HOSE ASSEMBLY

1	XDFFZ	57328	18782-5	• INTAKE HOSE ASSEMBLY	1
2	XDOZZ	57328	CMP-0025	•• WORM GEAR HOSE CLAMP.....	2
3	XDOZZ	57328	057691	•• PRE-FILTER	1
4	XDOZZ	57328	18782-AN	•• HOSE CUFF	2
5	XDFFF	57328	18782-Z	•• FLEXIBLE INTAKE HOSE	15

END OF FIGURE

SECTION 3 Special Tools List

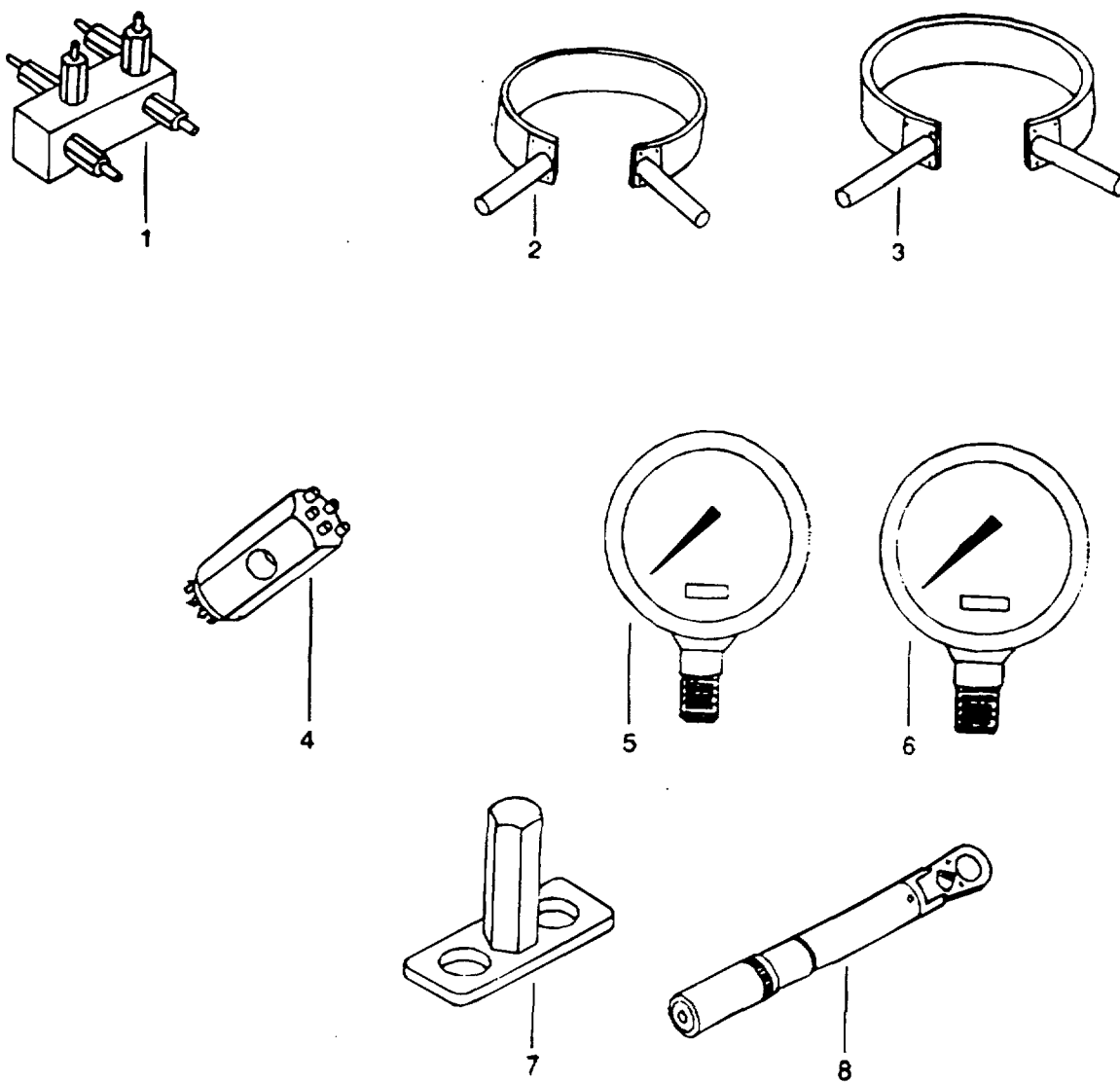


Figure 35. Special Tools List (Sheet 1 of 2)

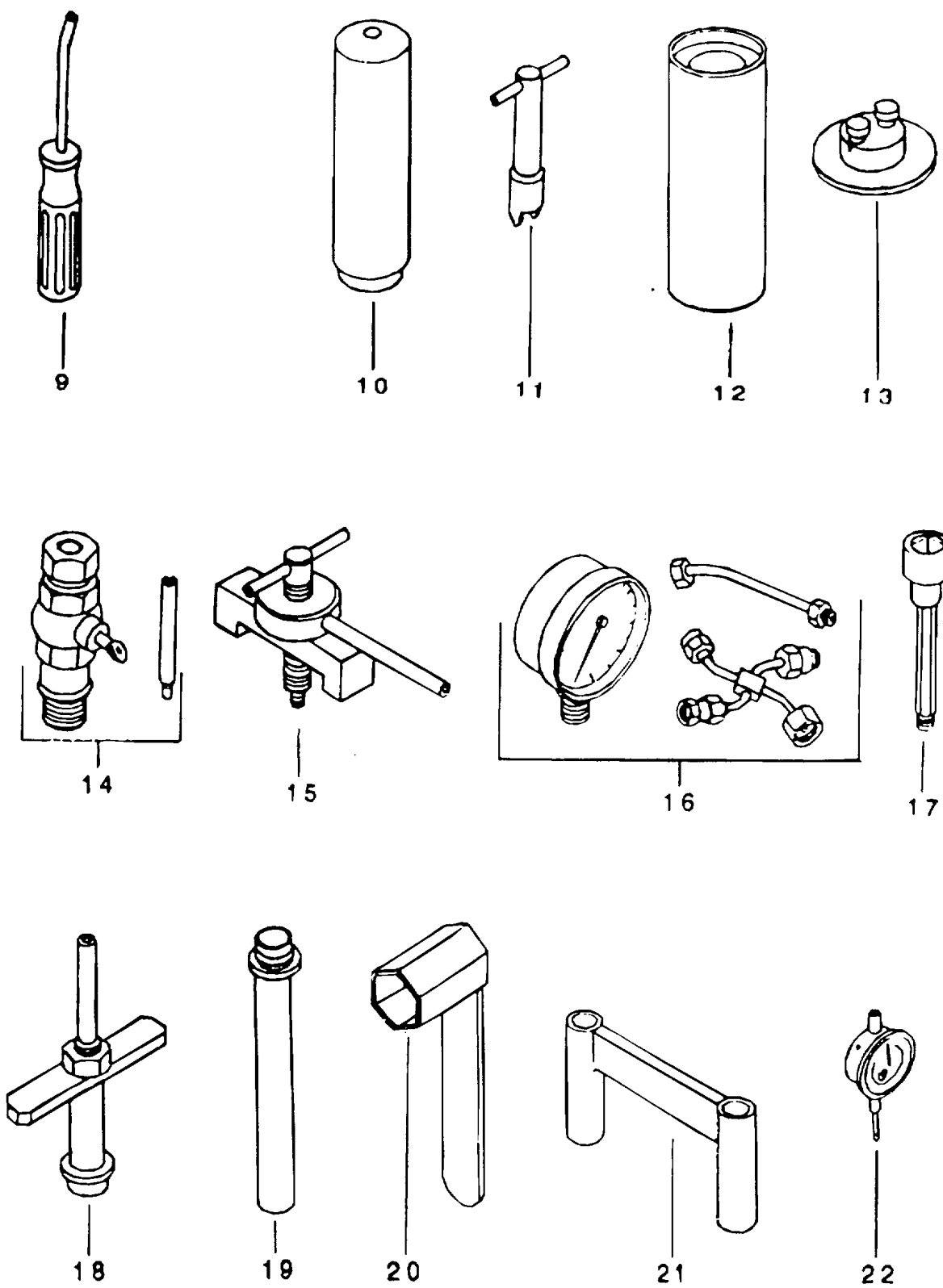


Figure 35. Special Tools List (Sheet 2 of 2)

SECTION 3 SPECIAL TOOLS LIST

SECTION 3					
(1)	(2)	(3)	(4)	(5)	(6)
ITEM NO	SMR CODE	CAGEC	PART NUMBER	DESCRIPTION AND USABLE ON CODES (UOC)	QTY
SPECIAL TOOLS LIST					
FIG. 35 SPECIAL TOOLS LIST					
1	XDFZ	57328	011365	• VALVE ASSEMBLY JIG	1
2	PFOZZ	57328	057493	• PISTON RING CLAMP	1
3	XDOZZ	57328	057499	• PISTON RING CLAMP	1
4	XDOZZ	57328	004555	• VALVE EXTRACTION TOOL	1
5	XDFFF	57328	057491	• TEST PRESSURE GAUGE	1
6	XDFFF	57328	057492	• TEST PRESSURE GAUGE	1
7	PFOZZ	57328	WRH-0002	• PURIFIER WRENCH	1
8	XDFZZ	1CV05	6006NMA	• TORQUE WRENCH	1
9	XDFZZ	61080	618 305 00	• SPECIAL TOOL FOR GOVERNOR SPRING	1
10	XDFZZ	61080	666 067 00	• IMPACT MANDREL	1
11	XDFZZ	61080	606 000 00	• ADJUSTING WRENCH	1
12	PFOZZ	61080	666.069 00	• IMPACT MANDREL	1
13	PFOZZ	61080	666 074 00	• MOUNTING DEVICE	1
14	PFOZZ	61080	665 030 01	• SPILL DEVICE FOR FUEL PUMP	1
15	PFOZZ	61080	666 324 00	• EXTRACTOR TOOL	1
16	XDOZZ	61080	604 628 00	• INJECTION EQUIPMENT TEST DEVICE	1
17	XDOZZ	61080	612 099 00	• SOCKET WITH PIN	1
18	XDFZZ	61080	666 418 00	• MOUNTING DEVICE	1
19	XDFZZ	61080	666 425 00	• PUNCH	1
20	XDFZZ	61080	668 335 00	• SPECIAL SOCKET WRENCH (30mm)	1
21	XDFZZ	61080	612 752 00	• RETAINING BRACKET	1
22	XDFZZ	61080	612 087 00	• DIAL GAUGE 1/100mm	1

END OF FIGURE

SECTION 4 CROSS-REFERENCE INDEXES

NATIONAL STOCK NUMBER INDEX

5310	00-013-7712	1	2	5305	01-077-9725	20	15
5330	00-110-0734	10	16	5360	01-078-3790	20	28
5330	00-166-8396	11	28	3040	01-079-1258	21	7
5330	00-166-8403	11	19	2910	01-079-8052	17	9
5330	00-173-3086	10	19	5310	01-080-0033	16	4
5365	00-490-6426	15	1	5330	01-080-1776	18	3
3030	00-811-7019	4	13			20	46
2940	00-848-6043	3	5	5310	01-080-4987	20	2
5320	00-860-6605	11	8	5360	01-080-9455	21	6
		29	20	5340	01-082-7936	20	1
		30	22	5340	01-082-9574	20	16
4310	01-005-3612	6	7	5305	01-084-5283	9	19
5330	01-006-9433	6	8	5330	01-084-5331	9	23
5330	01-007-4802	11	17	5310	01-086-7866	14	7
5330	01-007-4818	10	5	5330	01-091-1256	8	11
3120	01-066-3942	20	20	4730	01-093-6236	20	22
2815	01-068-2400	20	24	5310	01-099-9532	15	6
3040	01-068-2869	20	42	5330	01-100-0638	18	14
4710	01-068-5332	21	5	4810	01-104-4319	8	13
3040	01-069-1676	20	43	6930	01-116-6844	1	33
5305	01-069-8906	15	13	5975	01-127-9543	5	1
5330	01-070-1123	20	40	5975	01-127-9543	17	1
5307	01-070-2148	20	47	5310	01-168-1520	5	5
5315	01-070-3402	20	33	5310	01-168-1520	9	14
5307	01-070-6470	20	48	5310	01-168-1520	10	2
5310	01-070-7116	18	12			11	2
5310	01-070-7215	15	14	5330	01-233-3247	3	4
5307	01-070-9174	17	12	5330	01-255-1055	11	5
5307	01-071-1326	13	6	5310	01-264-6234	17	11
5307	01-071-1326	14	4	2910	01-264-6235	18	6
5307	01-071-1327	18	11	5310	01-264-6236	14	1
2815	01-072-1094	21	8	5310	01-264-6239	19	9
2815	01-072-1095	20	18	5310	01-264-6248	20	8
2990	01-072-1776	20	9	5330	01-264-6288	19	4
2815	01-072-3119	18	10	5330	01-264-6291	20	25
2815	01-072-3120	20	4	4820	01-264-6294	18	4
2815	01-072-3121	16	6	2910	01-264-6339	17	10
2815	01-072-3197	20	19	4710	01-264-6340	17	7
4820	01-072-3307	20	05	2815	01-265-1752	20	45
2910	01-072-8350	18	9	2815	01-265-1753	20	23
5305	01-073-5931	20	12	5330	01-265-1926	20	44
2815	01-073-5932	21	10	3120	01-265-1945	19	10
5340	01-073-5933	20	27	3120	01-265-1945	22	19
5310	01-074-1496	21	4	5330	01-267-2307	19	7
5330	01-074-1502	20	7	5305	01-274-1092	15	9
5330	01-074-1503	20	25	4820	01-282-2499	6	4
5330	01-074-2105	20	25	4820	01-282-2500	7	7
5330	01-074-2106	20	25	4820	01-282-2501	5	11
5330	01-074-2107	20	25	2910	01-282-2512	18	13
5330	01-074-2108	20	25	4330	01-282-5176	9	20
5330	01-074-2109	22	2	4310	01-282-6943	10	11
5310	01-074-6878	20	26	3110	01-282-9169	11	16

5330	01-282-9269	10	17	5330	12-156-4523	7	5
5330	01-287-6529	3	6			8	3
2815	01-297-4451	20	26			30	3
2815	01-317-9877	21	2	5307	12-156-4582	10	7
2815	01-321-5525	21	1	5310	12-156-4657	13	1
4820	01-321-9894	7	2	5305	12-156-4917	4	14
4310	01-322-2125	10	9	5310	12-156-4991	17	8
2805	01-322-5768	5	6			20	13
5330	01-323-5461	10	6			24	1
3110	01-326-2871	11	15	5310	12-156-4996	1	30
4820	01-327-0030	9	8	5310	12-156-6471	1	25
5305	01-345-0572	14	5	4820	12-166-2100	8	12
4730	01-345-7673	9	3	4310	12-166-2256	7	10
5330	01-352-1982	6	9	5330	12-166-3679	9	9
5305	01-368-2957	5	10	5305	12-166-9343	19	2
4730	01-407-0881	14	8	5305	12-167-5386	4	19
5310	12-124-0187	1	26	5330	12-170-8127	9	4
5310	12-124-0579	20	14	4330	12-174-6848	9	22
5305	12-124-4359	15	16	4310	12-179-0643	9	21
4730	12-124-7273	11	30	5305	12-181-2507	9	15
5305	12-126-5285	4	17	5305	12-181-2507	11	1
5310	12-126-6731	20	38	5310	12-184-8509	4	3
5307	12-131-3717	10	20	5305	12-186-0141	8	7
5330	12-132-7547	11	10	5310	12-186-0147	8	5
5305	12-142-0989	5	4	5330	12-188-3929	18	8
5305	12-142-2956	11	6	5330	12-188-3930	18	8
5305	12-142-2957	6	5	5330	12-188-3931	18	8
5305	12-142-2957	7	8	5330	12-188-3932	18	8
5305	12-142-2959	8	8	5330	12-188-3933	18	8
5305	12-142-5841	15	5	5305	12-189-3684	4	12
		22	3				
5305	12-142-5938	11	20				
5310	12-142-8157	11	21				
5310	12-142-8158	4	15				
5310	12-142-8173	20	3				
5310	12-143-1138	9	12				
5310	12-144-6214	18	5				
		24	15				
5330	12-145-1487	5	7				
5310	12-145-5638	4	2				
5330	12-145-6538	11	29				
5310	12-146-0644	20	36				
5305	12-146-2633	11	11				
5310	12-149-4353	16	2				
5310	12-151-4627	13	2				
5305	12-152-6465	16	1				
5310	12-154-3038	9	11				
5315	12-156-4485	20	41				
5330	12-156-4509	8	6				

NATIONAL STOCK NUMBER AND PART NUMBER INDEX

CAGEC	P/N	FSC	NIIN	Fig	Item
OPH81	214			28	18
OPH81	321			28	20
OPH81	324-10			28	21
OPH81	324-7			28	15
OPH81	324-8			28	17
OPH81	324-9			28	19
OPH81	510-1			28	14
OPH81	511			28	13
OPH81	586			28	16
1CV05	6006NMA			35	8
57328	001866	5330	00-173-3086	10	19
57328	001867	5330	01-007-4818	10	5
57328	002010	5330	12-145-1487	5	7
57328	003110	5330	01-323-5461	10	6
57328	003196			11	13
57328	004479	5330	12-166-3679	9	9
57328	0045559			35	4
57328	006540			10	3
57328	007790	4810	01-104-4319	8	13
57328	008264			7	3
57328	009884	4310	01-005-3612	6	7
57328	010528			3	3
57328	010670	4820	01-321-9894	7	2
57328	010875			10	4
57328	011365			35	1
57328	011430			9	10
				30	12
57328	011656	4820	01-327-0030	9	8
57328	012293			29	17
57328	012560			11	23
57328	012754			4	16
57328	012770			3	8
57328	012771			3	2
57328	012784	4330	12-174-6848	9	22
57328	012785	4310	12-179-0643	9	21
57328	012786	5305	01-084-5283	9	19
57328	012841	4310	12-166-2256	7	10
57328	013662			4	5
57328	013663			4	6
57328	013666			4	18
57328	013757	5330	01-287-6529	3	6
57328	013758			3	1
57328	013762			9	24
				30	28
57328	013930			9	18
57328	013937			9	17
57328	014030			11	14
57328	014117			8	10
57328	014118			8	9
57328	014121	4820	12-166-2100	8	12

CAGEC	P/N	FSC	NIIN	Fig	Item
57328	014123			7	9
57328	014139			4	20
57328	014150			9	24
57328	014368			9	13
57328	014370			4	21
57328	014564			4	11
57328	014582	4820	01-282-2500	7	7
57328	014583	4820	01-282-2499	6	4
57328	014605			4	7
57328	014624			4	1
57328	014874			11	32
57328	014878			11	4
57328	014886			11	18
57328	014887			11	22
57328	014888			11	12
57328	014892			11	26
57328	014907			6	6
57328	014998			11	3
57328	055097			9	25
57328	056141			10	18
57328	056189			10	13
57328	057491			35	5
57328	057492			35	6
57328	057493			35	2
57328	057499			35	3
57328	057691			34	3
57328	058138	4820	01-282-2501	5	11
57328	058159			11	7
57328	058165			30	15
57328	058731			29	19
57328	058814			29	12
57328	058991			4	10
57328	061075			29	14
57328	061231			29	13
57328	061237			29	18
57328	063999			30	19
57328	064013			30	17
57328	065094			10	12
57328	065963			29	22
57328	065963			30	24
57328	066934			10	14
57328	067275			11	9
57328	067612			9	16
57328	068416			29	25
57328	069948			10	8
57328	069949			10	10
57328	069950			10	21
57328	069951			6	3
57328	069954			8	4
57328	069955			7	6
57328	069957			4	9
57328	069959			9	1
57328	069960			4	22
57328	069965			5	8
57328	069966			5	3

CAGEC	P/N	FSC	NIIN	Fig	Item
57328	071065	5305	12-186-0141	8	7
57328	073270			11	31
57328	090392			30	29
57328	090393			30	21
57328	090394			30	25
57328	090395			30	27
57328	090762			29	23
57328	091150			30	20
57328	18782-17			1	1
57328	18782-18			32	1
57328	18782-19			33	1
57328	18782-5			34	1
57328	18782-9			31	1
57328	18782-AC			1	3
57328	18782-AH			1	7
57328	18782-AN			34	4
57328	18782-AP			14	9
57328	18782-AS			33	16
57328	18782-AT			33	14
57328	18782-AU			33	12
57328	18782-AW			1	40
57328	18782-AY			31	2
57328	18782-BD			31	10
57328	18782-BE			1	9
57328	18782-BF			31	7
57328	18782-BH	5305	01-345-0572	14	5
57328	18782-BJ			12	1
57328	18782-BK			31	6
57328	18782-Z			34	5
57328	ADP-0020SS			30	10
57328	ADP-0021SS			30	6
57328	BAS-0068			1	29
57328	BAS-0085			1	28
57328	BET-0021	3030	00-811-7019	4	13
57328	BRK-0343			31	11
57328	BUS-0011	5365	00-490-6426	15	1
57328	CMP-0002			29	11
57328	CMP-0003			17	2
				18	1
				32	10
57328	CMP-0007			17	4
				32	5
57328	CMP-0025			34	2
57328	CMP-0053	4730	01-407-0881	14	8
57328	CON-0005SS			29	6
57328	CON-0017SS			28	8
				33	5
57328	CON-0019SS			31	13
57328	CON-0030SS			28	4
				29	3
				30	5
57328	CON-0035SS			28	2
57328	CON-0039SS			28	1
				33	11
57328	CON-0042SS			28	5

CAGEC	P/N	FSC	NIIN	Fig	Item
				33	4
57328	CON-0061SS			30	2
57328	CON-0076SS			9	5
57328	CON-0128			33	15
57328	CON-0266SS			6	1
				7	1
				8	1
				9	2
57328	CVR-0002			33	2
57328	CVR-0097			33	7
57328	EDG-0001	6930	01-116-6844	1	33
57328	ELL-0010SS			5	9
57328	ENG-0040			12	4
57328	FRM-0199			1	6
57328	FRM-0200			1	5
57328	GAG-0009SLT			31	12
57328	GAG-0046			33	3
57328	GRD-0196			1	34
57328	GRD-0256			1	16
57328	HAN-0029			19	1
57328	HOS-0056SS			33	13
57328	HOS-R-0029			32	6
57328	HOS-R-0031			32	11
57328	KC-FH US GOV'T			2	4
57328	LBL-0003			31	4
57328	LBL-0300			30	8
				33	9
57328	LBL-0433			28	22
57328	LBL-0498			28	5
				29	5
57328	LBL-0508			1	37
57328	LBL-0509			1	10
57328	LBL-0510			1	41
57328	LBL-0511			1	36
57328	LBL-0512			1	38
57328	LBL-0513			1	18
57328	LBL-0514			1	21
57328	LBL-0515			1	20
57328	LBL-0516			1	35
57328	LBL-0517			1	22
57328	LBL-0518			31	5
57328	LBL-0530			1	19
57328	LBL-0663			1	11
57328	MUF-0018			14	2
57328	N00052			30	4
57328	N00070	2940	00-848-6043	3	5
57328	N00083	2805	01-322-5768	5	6
57328	N00215	5307	12-156-4582	10	7
57328	N00220	5330	01-007-4802	11	17
57328	N00293	5330	12-145-6538	11	29
57328	N01282	5305	12-142-2959	8	8
57328	N01316	5330	12-156-4523	7	5
57328	N01316	5330	12-156-4523	8	3
				30	3
57328	N01386			15	7

CAGEC	P/N	FSC	NIIN	Fig	Item
57328	N01437	5305	12-126-5285	4	17
57328	N01539	5330	01-352-1982	6	9
57328	N01547			1	31
57328	N02169	5330	01-006-9433	6	8
57328	N02320	5330	00-110-0734	10	16
57328	N02726	4330	01-282-5176	9	20
57328	N02789	5330	01-091-1256	8	11
57328	N02862	5310	12-143-1138	9	12
57328	N03026	5310	12-142-8157	11	21
57328	N03207			11	27
57328	N03292			1	27
57328	N03333	5320	00-860-6605	11	8
				29	20
				30	22
57328	N03334			29	21
57328	N03334			30	23
57328	N03374			3	7
57328	N03407	5305	01-368-2957	5	10
57328	N03521	5330	00-166-8403	11	19
57328	N03556	5330	01-084-5331	9	23
57328	N03623	5310	12-186-0147	8	5
57328	N03625	5330	12-156-4509	8	6
57328	N03702	3110	01-282-9169	11	16
57328	N03703	3110	01-326-2871	11	15
57328	N03705	5330	01-255-1055	11	5
57328	N03707	4730	12-124-7273	11	30
57328	N03712	5330	00-166-8396	11	28
57328	N03726	5330	12-132-7547	11	10
57328	N03736			11	24
57328	N03737			6	2
				11	25
57328	N03856	4310	01-322-2125	10	9
57328	N04051	5330	12-170-8127	9	4
57328	N04064	5330	01-282-9269	10	17
57328	N04065	5307	12-131-3717	10	20
57328	N04158	4310	01-282-6943	10	11
57328	N04451	5330	01-233-3247	3	4
57328	N04499			30	11
57328	N04586			30	26
57328	N04602			30	7
57328	N04735			29	16
57328	N04736			29	15
57328	N04882			30	18
57328	N09339	5305	12-124-4359	15	16
57328	N15843			9	7
57328	N20083			7	4
57328	N20501			8	2
57328	N23755			10	15
57328	NUT-0002	5310	01-086-7866	14	7
57328	NUT-0005			28	9
57328	NUT-0008			29	8
57328	NUT-0055SS			9	6
57328	NUT-0062	5310	12-154-3038	9	11
57328	NUT-0076	5310	12-156-4996	1	30
57328	NUT-0079			2	1

CAGEC	P/N	FSC	NIIN	Fig	Item
57328	NUT-0118	5310	12-145-5638	4	2
57328	NUT-0119			10	1
57328	NUT-0119			30	13
57328	NUT-0124	5310	00-013-7712	1	2
57328	NUT-0133			1	12
57328	PLU-0028	4730	01-345-7673	9	3
57328	PLU-0063			29	7
57328	PNL-0601			31	16
57328	RIV-0001			1	8
				31	3
57328	SCR-0004			12	3
57328	SCR-0011			1	13
				15	3
57328	SCR-0021			28	11
57328	SCR-0025	5305	12-181-2507	9	15
				11	1
57328	SCR-0051			4	4
57328	SCR-0065	5305	12-146-2633	11	11
57328	SCR-0066			1	39
57328	SCR-0080			2	3
57328	SCR-0106			25	1
57328	SCR-0110	5305	12-189-3684	4	12
57328	SCR-0115SS			1	23
57328	SCR-0116SS			1	24
57328	SCR-0127			1	4
57328	SCR-0136	5305	12-142-0989	5	4
57328	SCR-0145	5305	12-142-5938	11	20
57328	SCR-0156			30	16
57328	SCR-0159	5305	12-156-4917	4	14
57328	SCR-0179	5305	12-142-2956	11	6
57328	SCR-0180	5305	12-142-2957	6	5
				7	8
57328	SCR-0192	5305	12-167-5386	4	19
57328	SCR-0211			1	32
57328	SHE-0127			15	4
57328	SHF-0023			15	8
57328	SUP-0157			1	17
57328	TIE-0008	5975	01-127-9543	5	1
				17	1
57328	TUB-0236			31	15
57328	TUB-0237			31	14
57328	TUB-0238			29	2
57328	TUB-0239			29	1
57328	TUB-0241			30	1
57328	TUB-0339			5	2
57328	UNN-0020SS			4	23
57328	UNN-0050SS			4	8
57328	VAL-0006			33	10
57328	VAL-0007			29	4
57328	VAL-0037			28	3
57328	VAL-0053			28	12
57328	VAL-0169			30	9
				33	8
57328	VAL-0176			28	6
57328	WAS-0001	5310	12-142-8158	1	25

CAGEC	P/N	FSC	NIIN	Fig	Item
57328	WAS-0003			4	15
57328	WAS-0016			1	15
				12	2
57328	WAS-0017			1	14
				28	10
				29	10
57328	WAS-0021	5310	01-168-1520	5	5
57328	WAS-0021	5310	01-168-1520	9	14
57328	WAS-0021	5310	01-168-1520	10	2
57328	WAS-0021	5310	01-168-1520	11	2
57328	WAS-0024	5310	12-184-8509	4	3
57328	WAS-0024BR			25	2
57328	WAS-0030	5310	12-124-0187	1	26
57328	WAS-0031	5310	12-156-6471	1	25
57328	WAS-0033			15	2
57328	WAS-0033			29	9
57328	WAS-0040			2	2
57328	WAS-0040			30	14
57328	WAS-0040			31	8
57328	WAS-0041			31	9
57328	WRH-0002			35	7
57328	YOK-0001			33	6
61080	003 087 04			24	13
61080	003 088 02			27	6
61080	003 137 01			19	3
61080	003 138 02	2815	01-072-3120	20	4
61080	003 291 02			32	13
61080	003 612 02			26	17
61080	003 613 01			23	7
61080	003 618 01	2815	01-265-1752	20	45
61080	003 620 04	4820	01-072-3307	20	5
61080	003 623 10			22	10
61080	003 624 00	2910	01-282-2512	18	13
61080	004 106 11			19	5
61080	004 273 03			24	9
61080	005 627 00			32	16
61080	005 630 01			26	11
61080	006 142 01	2815	01-072-1095	20	18
61080	006 143 01	2815	01-072-3197	20	19
61080	006 350 00			15	15
61080	006 667 00			32	20
61080	006 710 01	4820	01-264-6294	18	4
61080	007 401 21	2815	01-068-2400	20	24
61080	007 420 00			26	4
61080	007 468 00	3040	01-068-2869	20	42
61080	007 785 00			32	17
61080	009 026 00	2815	01-317-9877	21	2
61080	009 041 03			23	3
61080	009 043 00			23	6
61080	009 076 01	2815	01-265-1753	20	23
61080	009 127 00			23	1
61080	009 128 00			27	21
61080	012 846 00			13	5
61080	012 861 00			14	3

CAGEC	P/N	FSC	NIIN	Fig	Item
61080	021 373 02			20	34
61080	030 037 00	5305	01-077-9725	20	15
61080	030 045 01			26	3
61080	030 066 02			26	7
61080	030 220 01	5305	01-073-5931	20	12
61080	030 597 00	3040	01-079-1258	21	7
61080	030 600 02	5340	01-082-9574	20	16
61080	030 604 03			24	18
61080	030 605 01	5340	01-073-5933	20	27
61080	030 611 00			20	37
61080	030 615 01			20	17
61080	030 621 00			27	13
61080	030 626 00	2815	01-072-3119	18	10
61080	030 632 01			15	12
61080	030 633 01			21	9
61080	030 634 01	2815	01-072-1094	21	8
61080	030 638 00			20	39
61080	030 639 01	2815	01-321-5525	21	1
61080	030 640 00	2910	01-072-8350	18	9
61080	030 648 01			26	1
61080	030 664 01			20	11
61080	030 665 01			20	10
61080	030 666 01	2815	01-072-3121	16	6
61080	030 690 04			27	3
61080	030 915 00	5340	01-082-7936	20	1
61080	030 925 00	2815	01-073-5932	20	21
61080	030 947 00			15	11
61080	031 049 01			24	16
61080	031 124 00			22	6
61080	031 462 01			24	6
61080	031 691 03			27	9
61080	031 693 00			22	16
61080	031 698 00	5310	01-074-6878	21	10
61080	031 700 02			26	5
61080	031 719 10	2815	01-297-4451	20	26
61080	031 731 00	5310	12-124-0579	20	14
61080	031 851 00	5360	01-080-9455	21	6
61080	031 886 00			32	19
61080	032 005 00			32	18
61080	032 056 02			27	16
61080	032 057 04			24	12
61080	032 058 00			24	14
61080	032 059 01			26	10
61080	032 060 00			24	4
61080	032 061 00			24	5
61080	032 062 00			27	15
61080	032 066 00			26	8
61080	032 067 00			23	10
61080	032 069 00			23	9
61080	032 076 00	5307	01-070-6470	20	48
61080	032 077 01	5307	01-070-2148	20	47
61080	032 080 01			20	30
				20	35
61080	032 081 00	5360	01-078-3790	20	28
61080	032 082 10			20	32

CAGEC	P/N	FSC	NIIN	Fig	Item
61080	032 084 00			20	29
61080	032 089 02	5330	01-074-1502	20	7
61080	032 090 02	4710	01-068-5332	21	5
61080	032 091 01	5310	01-074-1496	21	4
61080	032 092 02			22	13
61080	032 093 00			22	14
61080	032 094 00	5330	12-188-3933	18	8
61080	032 095 00	5330	12-188-3932	18	8
61080	032 096 00	5330	12-188-3931	18	8
61080	032 097 00	5330	12-188-3930	18	8
61080	032 098 00	5330	12-188-3929	18	8
61080	032 100 00	5330	01-264-6288	19	4
61080	032 620 00			19	6
61080	032 780 00			22	9
61080	033 255 04			27	19
61080	033 255 10			27	20
61080	033 804 00			26	15
61080	033 805 00			26	15
61080	033 806 00			26	15
61080	033 807 00			26	15
61080	033 808 00			26	15
61080	033 937 00			23	8
61080	033 963 01			13	8
61080	034 057 00	4710	01-264-6340	17	7
61080	034 300 00			22	7
61080	034 301 00	3120	01-066-3942	20	20
61080	034 473 00	2910	01-079-8052	17	9
61080	034 578 00	2990	01-072-1776	20	9
61080	034 850 00			18	2
61080	034 933 00			17	6
61080	034 936 00			17	3
61080	035 377 00			32	15
61080	035 654 00			16	5
61080	035 706 00	3040	01-069-1676	20	43
61080	035 818 00	5330	01-074-2105	20	25
61080	035 819 00	5330	01-074-2106	20	25
61080	035 820 00	5330	01-074-2107	20	25
61080	035 821 00	5330	01-074-1503	20	25
61080	035 822 00	5330	01-074-2108	20	25
61080	035 883 00			23	2
61080	035 890 00			20	6
61080	036 124 00			22	18
61080	036 311 02			13	7
61080	036 584 00			27	5
61080	036 853 00			25	4
61080	037 085 00			25	3
61080	037 538 00			20	31
61080	037 663 00	5310	01-264-6248	20	8
61080	037 703 00	5330	01-264-6291	20	25
61080	038 039 01			15	17
61080	040 713 00			18	7
61080	041 022 00			18	7
61080	041 023 00			18	7
61080	041 024 00			18	8
61080	041 025 00			18	8

CAGEC	P/N	FSC	NIIN	Fig	Item
61080	041 028 00			18	8
61080	400 013 00	5310	01-264-6239	19	9
61080	400 025 00			27	18
61080	400 031 00	5310	01-264-6234	17	11
61080	400 066 00	2910	01-264-6339	17	10
61080	400 190 00			19	8
61080	400 217 00			24	17
61080	400 220 00			27	7
61080	400 223 00			24	11
61080	400 228 00	5330	01-100-0638	18	14
61080	400 238 00			27	17
61080	400 278 00	5310	01-070-7215	15	14
61080	400 282 00	5310	01-080-0033	16	4
61080	400 327 00			32	14
61080	400 329 00	3120	01-265-1945	19	10
61080	400 329 00	3120	01-265-1945	22	19
61080	400 337 00			22	11
61080	400 356 00	5305	01-069-8906	15	13
61080	400 368 00			22	15
61080	400 379 00			22	8
61080	400 397 01			27	1
61080	400 802 01	2910	01-264-6235	18	6
61080	400 816 00	5310	01-264-6236	14	1
61080	400 994 00			13	3
61080	400 995 00			13	4
61080	500 009 00			32	3
61080	500 010 00	5330	01-074-2109	22	2
61080	500 011 00	5330	01-080-1776	18	3
				20	46
61080	500 012 00			32	8
61080	500 015 00			26	10
61080	500 028 00	5310	01-099-9532	15	6
61080	500 029 00			15	10
61080	500 029 00			27	12
61080	500 032 00			22	5
61080	500 035 00	5310	12-142-8173	20	3
61080	500 036 00			24	10
61080	500 042 00			24	2
61080	500 061 00			32	2
61080	500 064 00			32	7
61080	500 100 00			26	6
61080	500 111 00			26	2
61080	500 129 00			22	17
61080	500 157 00			32	4
61080	500 159 00			32	9
61080	500 206 00			23	4
61080	500 229 00	5310	12-144-6214	18	5
				24	15
61080	500 230 00	5310	12-156-4657	13	1
61080	500 234 00	5310	01-080-4987	20	2
61080	500 235 00			24	3
61080	500 238 00	5310	12-146-0644	20	36
61080	500 245 00			22	4
61080	500 246 00	5310	01-070-7116	18	12
61080	500 255 00			26	9

CAGEC	P/N	FSC	NIIN	Fig	Item
61080	500 292 00			22	1
61080	500 292 00			27	11
61080	500 341 00	5315	12-156-4485	20	41
61080	500 343 00			24	8
61080	500 349 00			24	7
61080	500 357 00	5315	01-070-3402	20	33
61080	500 362 00			26	14
61080	500 372 00	5307	01-071-1326	13	6
				14	1
61080	500 373 00	5307	01-071-1327	18	11
61080	500 426 00	5310	12-126-6731	20	38
61080	500 437 00	4730	01-093-6236	20	22
61080	500 471 00			26	13
61080	500 477 00			26	16
61080	500 504 00			27	14
61080	500 516 00	5305	12-152-6465	16	1
61080	500 534 00	5305	12-166-9343	19	2
61080	500 538 00	5305	12-142-5841	15	5
61080	500 538 00	5305	12-142-5841	22	3
61080	500 548 00	5305	01-274-1092	15	9
61080	500 621 00			27	2
61080	500 622 00			22	10
61080	500 627 00			32	12
61080	500 646 00			16	3
61080	501 075 00			23	5
61080	501 110 00	5307	01-070-9174	17	12
61080	501 444 00	5310	12-156-4991	17	8
61080	501 444 00	5310	12-156-4991	20	13
				24	1
61080	501 481 00	5310	12-149-4353	16	2
61080	501 538 00			27	4
61080	501 540 00			26	12
61080	501 542 00	5330	01-070-1123	20	40
61080	501 543 00	5330	01-265-1926	20	44
61080	502 085 00	5310	12-151-4627	13	2
61080	502 524 00	5330	01-267-2307	19	7
61080	502 764 00			17	5
61080	502 880 00			21	3
61080	503 244 00			27	8
61080	604 628 00			35	16
61080	606 000 00			35	11
61080	612 087 00			35	22
61080	612 099 00			35	17
61080	612 752 00			35	21
61080	618 305 00			35	9
61080	665 030 01			35	14
61080	666 067 00			35	10
61080	666 069 00			35	12
61080	666 074 00			35	13
61080	666 324 00			35	15
61080	666 418 00			35	18
61080	666 425 00			35	19
61080	668 335 00			35	20
OPH81	212			28	23

Figure and Item Number to Part Number Cross Reference

Fig	Item	FSC	NIIN	CAGEC	P/N
1	1			57328	18782-17
1	2	5310	00-013-7712	57328	NUT-0124
1	3			57328	18782-AC
1	4			57328	SCR-0127
1	5			57328	FRM-0200
1	6			57328	FRM-0199
1	7			57328	18782-AH
1	8			57328	RIV-0001
1	9			57328	18782-BE
1	10			57328	LBL-0509
1	11			57328	LBL-0663
1	12			57328	NUT-0133
1	13			57328	SCR-0011
1	14			57328	WAS-0017
1	15			57328	WAS-0016
1	16			57328	GRD-0256
1	17			57328	SUP-0157
1	18			57328	LBL-0513
1	19			57328	LBL-0530
1	20			57328	LBL-0515
1	21			57328	LBL-0514
1	22			57328	LBL-0517
1	23			57328	SCR-0115SS
1	24			57328	SCR-0116SS
1	25	5310	12-142-8158	57328	WAS-0001
1	25	5310	12-156-6471	57328	WAS-0031
1	26	5310	12-124-0187	57328	WAS-0030
1	27			57328	N03292
1	28			57328	BAS-0085
1	29			57328	BAS-0068
1	30	5310	12-156-4996	57328	NUT-0076
1	31			57328	N01547
1	32			57328	SCR-0211
1	33	6930	01-116-6844	57328	EDG-0001
1	34			57328	GRD-0196
1	35			57328	LBL-0516
1	36			57328	LBL-0511
1	37			57328	LBL-0508
1	38			57328	LBL-0512
1	39			57328	SCR-0066
1	40			57328	18782-AW
1	41			57328	LBL-0510
2	1			57328	NUT-0079
2	2			57328	WAS-0040
2	3			57328	SCR-0080
2	4			57328	KC-FH US GOV'T
3	1			57328	013758
3	2			57328	012771
3	3			57328	010528
3	4	5330	01-233-3247	57328	N04451
3	5	2940	00-848-6043	57328	N00070
3	6	5330	01-287-6529	57328	013757
3	7			57328	N03374

Fig	Item	FSC	NIIN	CAGEC	P/N
3	8			57328	012770
4	1			57328	014624
4	2	5310	12-145-5638	57328	NUT-0118
4	3	5310	12-184-8509	57328	WAS-0024
4	4			57328	SCR-0051
4	5			57328	013662
4	6			57328	013663
4	7			57328	014605
4	8			57328	UNN-0050SS
4	9			57328	069957
4	10			57328	058991
4	11			57328	014564
4	12	5305	12-189-3684	57328	SCR-0110
4	13	3030	00-811-7019	57328	BET-0021
4	14	5305	12-156-4917	57328	SCR-0159
4	15			57328	WAS-0003
4	16			57328	012754
4	17	5305	12-126-5285	57328	N01437
4	18			57328	013666
4	19	5305	12-167-5386	57328	SCR-0192
4	20			57328	014139
4	21			57328	014370
4	22			57328	069960
4	23			57328	UNN-0020SS
5	1	5975	01-127-9543	57328	TIE-0008
5	2			57328	TUB-0339
5	3			57328	069966
5	4	5305	12-142-0989	57328	SCR-0136
5	5	5310	01-168-1520	57328	WAS-0021
5	6	2805	01-322-5768	57328	N00083
5	7	5330	12-145-1487	57328	002010
5	8			57328	069965
5	9			57328	ELL-0010SS
5	10	5305	01-368-2957	57328	N03407
5	11	4820	01-282-2501	57328	058138
6	1			57328	CON-0266SS
6	2			57328	N03737
6	3			57328	069951
6	4	4820	01-282-2499	57328	014583
6	5	5305	12-142-2957	57328	SCR-0180
6	6			57328	014907
6	7	4310	01-005-3612	57328	009884
6	8	5330	01-006-9433	57328	N02169
6	9	5330	01-352-1982	57328	N01539
7	1				
7	2	4820	01-321-9894	57328	010670
7	3			57328	008264
7	4			57328	N20083
7	5	5330	12-156-4523	57328	N01316
7	6			57328	069955
7	7	4820	01-282-2500	57328	014582
7	8				
7	9			57328	014123
7	10	4310	12-166-2256	57328	012841
8	1				

Fig	Item	FSC	NIIN	CAGEC	P/N
8	2			57328	N20501
8	3	5330	12-156-4523	57328	N01316
8	4			57328	069954
8	5	5310	12-186-0147	57328	N03623
8	6	5330	12-156-4509	57328	N03625
8	7	5305	12-186-0141	57328	071065
8	8	5305	12-142-2959	57328	N01282
8	9			57328	014118
8	10			57328	014117
8	11	5330	01-091-1256	57328	N02789
8	12	4820	12-166-2100	57328	014121
8	13	4810	01-104-4319	57328	007790
9	1			57328	069959
9	2				
9	3	4730	01-345-7673	57328	PLU-0028
9	4	5330	12-170-8127	57328	N04051
9	5			57328	CON-0076SS
9	6			57328	NUT-0055SS
9	7			57328	N15843
9	8	4820	01-327-0030	57328	011656
9	9	5330	12-166-3679	57328	004479
9	10			57328	011430
9	11	5310	12-154-3038	57328	NUT-0062
9	12	5310	12-143-1138	57328	N02862
9	13			57328	014368
9	14	5310	01-168-1520	57328	WAS-0021
9	15	5305	12-181-2507	57328	SCR-0025
9	16			57328	067612
9	17			57328	013937
9	18			57328	013930
9	19	5305	01-084-5283	57328	012786
9	20	4330	01-282-5176	57328	N02726
9	21	4310	12-179-0643	57328	012785
9	22	4330	12-174-6848	57328	012784
9	23	5330	01-084-5331	57328	N03556
9	24			57328	013762
9	24			57328	014150
9	25			57328	055097
10	1			57328	NUT-0119
10	2	5310	01-168-1520	57328	WAS-0021
10	3			57328	006540
10	4			57328	010875
10	5	5330	01-007-4818	57328	001867
10	6	5330	01-323-5461	57328	003110
10	7	5307	12-156-4582	57328	N00215
10	8			57328	069948
10	9	4310	01-322-2125	57328	N03856
10	10			57328	069949
10	11	4310	01-282-6943	57328	N04158
10	12			57328	065094
10	13			57328	056189
10	14			57328	066934
10	15			57328	N23755
10	16	5330	00-110-0734	57328	N02320
10	17	5330	01-282-9269	57328	N04064

Fig	Item	FSC	NIIN	CAGEC	P/N
10	18			57328	056141
10	19	5330	00-173-3086	57328	001866
10	20	5307	12-131-3717	57328	N04065
10	21			57328	069950
11	1				
11	2	5310	01-168-1520	57328	WAS-0021
11	3			57328	014998
11	4			57328	014878
11	5	5330	01-255-1055	57328	N03705
11	6	5305	12-142-2956	57328	SCR-0179
11	7			57328	058159
11	8	5320	00-860-6605	57328	N03333
11	9			57328	067275
11	10	5330	12-132-7547	57328	N03726
11	11	5305	12-146-2633	57328	SCR-0065
11	12			57328	014888
11	13			57328	003196
11	14			57328	014030
11	15	3110	01-326-2871	57328	N03703
11	16	3110	01-282-9169	57328	N03702
11	17	5330	01-007-4802	57328	N00220
11	18			57328	014886
11	19	5330	00-166-8403	57328	N03521
11	20	5305	12-142-5938	57328	SCR-0145
11	21	5310	12-142-8157	57328	N03026
11	22			57328	014887
11	23			57328	012560
11	24			57328	N03736
11	25				
11	26			57328	014892
11	27			57328	N03207
11	28	5330	00-166-8396	57328	N03712
11	29	5330	12-145-6538	57328	N00293
11	30	4730	12-124-7273	57328	N03707
11	31			57328	073270
11	32			57328	014874
12	1			57328	18782-BJ
12	2				
12	3			57328	SCR-0004
12	4			57328	ENG-0040
13	1	5310	12-156-4657	61080	500 230 00
13	2	5310	12-151-4627	61080	502 085 00
13	3			61080	400 994 00
13	4			61080	400 995 00
13	5			61080	012 846 00
13	6	5307	01-071-1326	61080	500 372 00
13	7			61080	036 311 02
13	8			61080	033 963 01
14	1	5310	01-264-6236	61080	400 816 00
14	2			57328	MUF-0018
14	3			61080	012 861 00
14	4			61080	500 372 00
14	5	5305	01-345-0572	57328	18782-BH
14	6			57328	WAS-0016
14	7	5310	01-086-7866	57328	NUT-0002

Fig	Item	FSC	NIIN	CAGEC	P/N
14	8	4730	01-407-0881	57328	CMP-0053
14	9			57328	18782-AP
15	1	5365	00-490-6426	57328	BUS-0011
15	2			57328	WAS-0033
15	3				
15	4			57328	SHE-0127
15	5	5305	12-142-5841	61080	500 538 00
15	6	5310	01-099-9532	61080	500 028 00
15	7			57328	N01386
15	8			57328	SHF-0023
15	9	5305	01-274-1092	61080	500 548 00
15	10			61080	500 029 00
15	11			61080	030 947 00
15	12			61080	030 632 01
15	13	5305	01-069-8906	61080	400 356 00
15	14	5310	01-070-7215	61080	400 278 00
15	15			61080	006 350 00
15	16	5305	12-124-4359	57328	N09339
15	17			61080	038 039 01
16	1	5305	12-152-6465	61080	500 516 00
16	2	5310	12-149-4353	61080	501 481 00
16	3			61080	500 646 00
16	4	5310	01-080-0033	61080	400 282 00
16	5			61080	035 654 00
16	6	2815	01-072-3121	61080	030 666 01
17	1				
17	2			57328	CMP-0003
17	3			61080	034 936 00
17	4			57328	CMP-0007
17	5			61080	502 764 00
17	6			61080	034 933 00
17	7	4710	01-264-6340	61080	034 057 00
17	8	5310	12-156-4991	61080	501 444 00
17	9	2910	01-079-8052	61080	034 473 00
17	10	2910	01-264-6339	61080	400 066 00
17	11	5310	01-264-6234	61080	400 031 00
17	12	5307	01-070-9174	61080	501 11000
18	1				
18	2			61080	034 850 00
18	3	5330	01-080-1776	61080	500 011 00
18	4	4820	01-264-6294	61080	006 710 01
18	5	5310	12-144-6214	61080	500 229 00
18	6	2910	01-264-6235	61080	400 802 01
18	7			61080	040 713 00
18	7			61080	041 022 00
18	7			61080	041 023 00
18	8	5330	12-188-3933	61080	032 094 00
18	8	5330	12-188-3932	61080	032 095 00
18	8	5330	12-188-3931	61080	032 096 00
18	8	5330	12-188-3930	61080	032 097 00
18	8	5330	12-188-3929	61080	032 098 00
18	8			61080	041 024 00
18	8			61080	041 025 00
18	8			61080	041 028 00
18	9	2910	01-072-8350	61080	030 640 00

Fig	Item	FSC	NIIN	CAGEC	P/N
18	10	2815	01-072-3119	61080	030 626 00
18	11	5307	01-071-1327	61080	500 373 00
18	12	5310	01-070-7116	61080	500 246 00
18	13	2910	01-282-2512	61080	003 624 00
18	14	5330	01-100-0638	61080	400 228 00
19	1			57328	HAN-0029
19	2	5305	12-166-9343	61080	500 534 00
19	3			61080	003 137 01
19	4	5330	01-264-6288	61080	032 100 00
19	5			61080	004 106 11
19	6			61080	032 620 00
19	7	5330	01-267-2307	61080	502 524 00
19	8			61080	400 190 00
19	9	5310	01-264-6239	61080	400 013 00
19	10	3120	01-265-1945	61080	400 329 00
20	1	5340	01-082-7936	61080	030 915 00
20	2	5310	01-080-4987	61080	500 234 00
20	3	5310	12-142-8173	61080	500 035 00
20	4	2815	01-072-3120	61080	003 138 02
20	5	4820	01-072-3307	61080	003 620 04
20	6			61080	035 890 00
20	7	5330	01-074-1502	61080	032 089 02
20	8	5310	01-264-6248	61080	037 663 00
20	9	2990	01-072-1776	61080	034 578 00
20	10			61080	030 665 01
20	11			61080	030 664 01
20	12	5305	01-073-5931	61080	030 220 01
20	13	5310	12-156-4991	61080	501 444 00
20	14	5310	12-124-0579	61080	031 731 00
20	15	5305	01-077-9725	61080	030 037 00
20	16	5340	01-082-9574	61080	030 600 02
20	17			61080	030 615 01
20	18	2815	01-072-1095	61080	006 142 01
20	19	2815	01-072-3197	61080	006 143 01
20	20	3120	01-066-3942	61080	034 301 00
20	21	2815	01-073-5932	61080	030 925 00
20	22	4730	01-093-6236	61080	500 437 00
20	23	2815	01-265-1753	61080	009 076 01
20	24	2815	01-068-2400	61080	007 401 21
20	25	5330	01-074-2105	61080	035 818 00
20	25	5330	01-074-2106	61080	035 819 00
20	25	5330	01-074-2107	61080	035 820 00
20	25	5330	01-074-1503	61080	035 821 00
20	25	5330	01-074-2108	61080	035 822 00
20	25	5330	01-264-6291	61080	037 703 00
20	26	2815	01-297-4451	61080	031 719 10
20	27	5340	01-073-5933	61080	030 605 01
20	28	5360	01-078-3790	61080	032 081 00
20	29			61080	032 084 00
20	30			61080	032 080 01
20	31			61080	037 538 00
20	32			61080	032 082 10
20	33	5315	01-070-3402	61080	500 357 00
20	34			61080	021 373 02
20	35				

Fig	Item	FSC	NIIN	CAGEC	P/N
20	36	5310	12-146-0644	61080	500 238 00
20	37			61080	030 611 00
20	38	5310	12-126-6731	61080	500 426 00
20	39			61080	030 638 00
20	40	5330	01-070-1123	61080	501 542 00
20	41	5315	12-156-4485	61080	500 341 00
20	42	3040	01-068-2869	61080	007 468 00
20	43	3040	01-069-1676	61080	035 706 00
20	44	5330	01-265-1926	61080	501 543 00
20	45	2815	01-265-1752	61080	003 618 01
20	46				
20	47	5307	01-070-2148	61080	032 077 01
20	48	5307	01-070-6470	61080	032 076 00
21	1	2815	01-321-5525	61080	030 639 01
21	2	2815	01-317-9877	61080	009 026 00
21	3			61080	502 880 00
21	4	5310	01-074-1496	61080	032 091 01
21	5	4710	01-068-5332	61080	032 090 02
21	6	5360	01-080-9455	61080	031 851 00
21	7	3040	01-079-1258	61080	030 597 00
21	8	2815	01-072-1094	61080	030 634 01
21	9			61080	030 633 01
21	10	5310	01-074-6878	61080	031 698 00
22	1			61080	500 292 00
22	2	5330	01-074-2109	61080	500 010 00
22	3	5305	12-142-5841	61080	500 538 00
22	4			61080	500 245 00
22	5			61080	500 032 00
22	6			61080	031 124 00
22	7			61080	034 300 00
22	8			61080	400 379 00
22	9			61080	032 780 00
22	10			61080	003 623 10
22	10			61080	500 622 00
22	11			61080	400 337 00
22	13			61080	032 092 02
22	14			61080	032 093 00
22	15			61080	400 368 00
22	16			61080	031 693 00
22	17			61080	500 129 00
22	18			61080	036 124 00
22	19	3120	01-265-1945	61080	400 329 00
23	1			61080	009 127 00
23	2			61080	035 883 00
23	3			61080	009 041 03
23	4			61080	500 206 00
23	5			61080	501 075 00
23	6			61080	009 043 00
23	7			61080	003 613 01
23	8			61080	033 937 00
23	9			61080	032 069 00
23	10			61080	032 067 00
24	1				
24	2			61080	500 042 00
24	3			61080	500 235 00

Fig	Item	FSC	NIIN	CAGEC	P/N
24	4			61080	032 060 00
24	5			61080	032 061 00
24	6			61080	031 462 01
24	7			61080	500 349 00
24	8			61080	500 343 00
24	9			61080	004 273 03
24	10			61080	500 036 00
24	11			61080	400 223 00
24	12			61080	032 057 04
24	13			61080	003 087 04
24	14			61080	032 058 00
24	15				
24	16			61080	031 049 01
24	17			61080	400 217 00
24	18			61080	030 604 03
25	1			57328	SCR-0106
25	2			57328	WAS-0024BR
25	3			61080	037 085 00
25	4			61080	036 853 00
26	1			61080	030 648 01
26	2			61080	500 111 00
26	3			61080	030 045 01
26	4			61080	007 420 00
26	5			61080	031 700 02
26	6			61080	500 100 00
26	7			61080	030 066 02
26	8			61080	032 066 00
26	9			61080	500 255 00
26	10			61080	032 059 01
26	10			61080	500 015 00
26	11			61080	005 630 01
26	12			61080	501 540 00
26	13			61080	500 471 00
26	14			61080	500 362 00
26	15			61080	033 804 00
26	15			61080	033 805 00
26	15			61080	033 806 00
26	15			61080	033 807 00
26	15			61080	033 808 00
26	16			61080	500 477 00
26	17			61080	003 612 02
27	1			61080	400 397 01
27	2			61080	500 621 00
27	3			61080	030 690 04
27	4			61080	501 538 00
27	5			61080	036 584 00
27	6			61080	003 088 02
27	7			61080	400 220 00
27	8			61080	503 244 00
27	9			61080	031 691 03
27	11			61080	500 292 00
27	12			61080	500 029 00
27	13			61080	030 621 00
27	14			61080	500 504 00
27	15			61080	032 062 00

Fig	Item	FSC	NIIN	CAGEC	P/N
27	16			61080	032 056 02
27	17			61080	400 238 00
27	18			61080	400 025 00
27	19			61080	033 255 04
27	20			61080	033 255 10
27	21			61080	009 128 00
28	1			57328	CON-0039SS
28	2			57328	CON-0035SS
28	3			57328	VAL-0037
28	4			57328	CON-0030SS
28	5			57328	CON-0042SS
28	5			57328	LBL-0498
28	6			57328	VAL-0176
28	8			57328	CON-0017SS
28	9			57328	NUT-0005
28	10				
28	11			57328	SCR-0021
28	12			57328	VAL-0053
28	13			OPH81	511
28	14			OPH81	510-1
28	15			OPH81	324-7
28	16			OPH81	586
28	17			OPH81	324-8
28	18			OPH81	214
28	19			OPH81	324-9
28	20			OPH81	321
28	21			OPH81	324-10
28	22			57328	LBL-0433
28	23			OPH81	212
29	1			57328	TUB-0239
29	2			57328	TUB-0238
29	3				
29	4			57328	VAL-0007
29	5				
29	6			57328	CON-0005SS
29	7			57328	PLU-0063
29	8			57328	NUT-0008
29	9			57328	WAS-0033
29	10				
29	11			57328	CMP-0002
29	12			57328	058814
29	13			57328	061231
29	14			57328	061075
29	15			57328	N04736
29	16			57328	N04735
29	17			57328	012293
29	18			57328	061237
29	19			57328	058731
29	20				
29	21			57328	N03334
29	22			57328	065963
29	23			57328	090762
29	25			57328	068416
30	1			57328	TUB-0241
30	2			57328	CON-0061SS

Fig	Item	FSC	NIIN	CAGEC	P/N
30	3				
30	4			57328	N00052
30	5				
30	6			57328	ADP-0021 SS
30	7			57328	N04602
30	8			57328	LBL-0300
30	9			57328	VAL-0169
30	10			57328	ADP-0020SS
30	11			57328	N04499
30	12				
30	13			57328	NUT-0119
30	14			57328	WAS-0040
30	15			57328	058165
30	16			57328	SCR-0156
30	17			57328	064013
30	18			57328	N04882
30	19			57328	063999
30	20			57328	091150
30	21			57328	090393
30	22				
30	23			57328	N03334
30	24			57328	065963
30	25			57328	090394
30	26			57328	N04586
30	27			57328	090395
30	28				
30	29			57328	090392
31	1			57328	18782-9
31	2			57328	18782-AY
31	3				
31	4			57328	LBL-0003
31	5			57328	LBL-0518
31	6			57328	18782-BK
31	7			57328	18782-BF
31	8			57328	WAS-0040
31	9			57328	WAS-0041
31	10			57328	18782-BD
31	11			57328	BRK-0343
31	12			57328	GAG-0009SLT
31	13			57328	CON-0019SS
31	14			57328	TUB-0237
31	15			57328	TUB-0236
31	16			57328	PNL-0601
32	1			57328	18782-18
32	2			61080	500 061 00
32	3			61080	500 009 00
32	4			61080	500 157 00
32	5				
32	6			57328	HOS-R-0029
32	7			61080	500 064 00
32	8			61080	500 012 00
32	9			61080	500 159 00
32	10				
32	11			57328	HOS-R-0031
32	12			61080	500 627 00

Fig	Item	FSC	NIIN	CAGEC	P/N
32	13			61080	003 291 02
32	14			61080	400 327 00
32	15			61080	035 377 00
32	16			61080	005 627 00
32	17			61080	007 785 00
32	18			61080	032 005 00
32	19			61080	031 886 00
32	20			61080	006 667 00
33	1			57328	18782-19
33	2			57328	CVR-0002
33	3			57328	GAG-0046
33	4				
33	5				
33	6			57328	YOK-0001
33	7			57328	CVR-0097
33	8				
33	9				
33	10			57328	VAL-0006
33	11				
33	12			57328	18782-AU
33	13			57328	HOS-0056SS
33	14			57328	18782-AT
33	15			57328	CON-0128
33	16			57328	18782-AS
34	1			57328	18782-5
34	2			57328	CMP-0025
34	3			57328	057691
34	4			57328	18782-AN
34	5			57328	18782-Z
35	1			57328	011365
35	2			57328	057493
35	3			57328	057499
35	4			57328	0045559
35	5			57328	057491
35	6			57328	057492
35	7			57328	WRH-0002
35	8			1CV05	6006NMA
35	9			61080	618 305 00
35	10			61080	666 067 00
35	11			61080	606 000 00
35	12			61080	666 069 00
35	13			61080	666 074 00
35	14			61080	665 030 01
35	15			61080	666 324 00
35	16			61080	604 628 00
35	17			61080	612 099 00
35	18			61080	666 418 00
35	19			61080	666 425 00
35	20			61080	668 335 00
35	21			61080	612 752 00
35	22			61080	612 087 00

By Order of the Secretary of the Army:

DENNIS J. REIMER
General, United States Army
Chief of Staff

Official:

JOEL B. HUDSON
Administrative Assistant to the
Secretary of the Army
05504

DISTRIBUTION: To be distributed in accordance with the Initial Distribution Number (IDN) 255545, requirements for TM 5-4310-393-24P.

RECOMMENDED CHANGES TO EQUIPMENT TECHNICAL PUBLICATIONS



SOMETHING WRONG

WITH THIS PUBLICATION?

THEN JOT DOWN THE DOPE ABOUT IT ON THIS FORM. CAREFULLY TEAR IT OUT. FOLD IT AND DROP IT IN THE MAIL.

FROM (PRINT YOUR UNIT'S COMPLETE ADDRESS)
 PFC John Doe
 11th Dive Det
 Fort Eustis, VA 23502

DATE SENT
 18 Dec 1998

PUBLICATION NUMBER TM 5-4310-393-24P	PUBLICATION DATE 15 March 1999	PUBLICATION TITLE Compressor, 5.0 CFM, CAPITANO-PD
---	-----------------------------------	---

BE EXACT . . . PIN-POINT WHERE IT IS				IN THIS SPACE TELL WHAT IS WRONG AND WHAT SHOULD BE DONE ABOUT IT:
PAGE NO.	PARA-GRAPH	FIGURE NO.	TABLE NO.	
11-1				Item No -26, column (3) change CAGEC code from "57832" to "57328"
	12			Callout at end of leader line pointing to screw says "8", change callout to "3"
14-1				Item 7, column (4) change part number "NUT-0002" to "NUT-0003"

SAMPLE

PRINTED NAME, GRADE OR TITLE, AND TELEPHONE NUMBER John Doe, PFC, (757) 878-5458	SIGN HERE JOHN DOE
---	-----------------------

TEAR ALONG PERFORATED LINE

RECOMMENDED CHANGES TO EQUIPMENT TECHNICAL PUBLICATIONS



THEN JOT DOWN THE DOPE ABOUT IT ON THIS FORM. CAREFULLY TEAR IT OUT. FOLD IT AND DROP IT IN THE MAIL.

SOMETHING WRONG WITH THIS PUBLICATION?

FROM (PRINT YOUR UNIT'S COMPLETE ADDRESS)

DATE SENT

PUBLICATION NUMBER TM 5-4310-393-24P	PUBLICATION DATE 15 March 1999	PUBLICATION TITLE Compressor, 5.0 CFM, CAPITANO-PD
--	--	--

BE EXACT . . . PIN-POINT WHERE IT IS				IN THIS SPACE TELL WHAT IS WRONG AND WHAT SHOULD BE DONE ABOUT IT:
PAGE NO.	PARA-GRAPH	FIGURE NO.	TABLE NO.	

TEAR ALONG PERFORATED LINE

PRINTED NAME, GRADE OR TITLE, AND TELEPHONE NUMBER	SIGN HERE
--	-----------

FILL IN YOUR
UNIT'S ADDRESS



FOLD BACK

DEPARTMENT OF THE ARMY



OFFICIAL BUSINESS
PENALTY FOR PRIVATE USE, \$300

NO POSTAGE
NECESSARY
IF MAILED
IN THE
UNITED STATES

BUSINESS REPLY MAIL
FIRST CLASS BRM PERMIT NO. 82 WASHINGTON D.C.

POSTAGE WILL BE PAID BY DEPARTMENT OF THE ARMY

DIRECTOR
ARMAMENT AND CHEMICAL ACQUISITION
AND LOGISTICS ACTIVITY
ATTN: AMSTA-AC-NML
ROCK ISLAND, IL 61201-9948



TEAR ALONG PERFORATED LINE



